

BRENTWOOD FLUSH MOUNT



Bottom Pattern



Side Pattern

CONSTRUCTION:

- Fabric shade
- Laser cut metal pattern

ELECTRICAL:

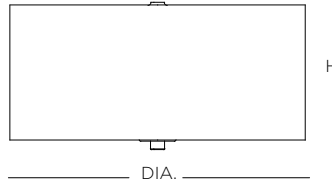
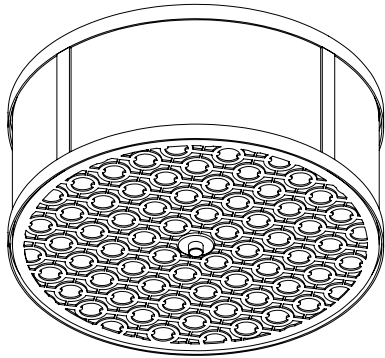
- 120V medium base sockets
- Integrated LED option (50,000 Hrs., 90 CRI, CCT 3000K)

CERTIFICATION:

- cULus Listed (medium base)
- ETL Listed (LED)

BRENTWOOD FLUSH MOUNT

Bottom Pattern



Specifications		Medium Base	Integrated LED		
Size	DIA.	H	Sockets	Source Lumens	Wattage
01	14"	6"	1 x 60W max	1400	19W
02	16"	8"	2 x 60W max	2400	30W

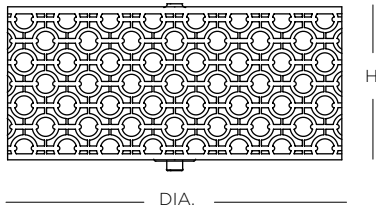
Ordering

Model	Size	Lamping	Suggested - Finish	Suggested - Fabric
SBREF	01 = 14"	MB Medium Base Socket	PC Polished Chrome	203 Black Silk Dupioni
	02 = 16"	L1 LED (120V TRIAC Dimming) L2 LED (120-277V 0-10V Dimming)	RB Hand-Rubbed Bronze	206 Ivory Silk Dupioni 209 White Silk Dupioni

Example: SBREF01L1-RB-206

All specifications and dimensions subject to change without notice.

Side Pattern



Specifications		Medium Base	Integrated LED		
Size	DIA.	H	Sockets	Source Lumens	Wattage
03	14"	6"	1 x 60W max	1400	19W
04	16"	8"	2 x 60W max	2400	30W

Ordering

Model	Size	Lamping	Suggested - Finish	Suggested - Fabric
SBREF	03 = 14"	MB Medium Base Socket	PC Polished Chrome	203 Black Silk Dupioni
	04 = 16"	L1 LED (120V TRIAC Dimming) L2 LED (120-277V 0-10V Dimming)	RB Hand-Rubbed Bronze	206 Ivory Silk Dupioni 209 White Silk Dupioni

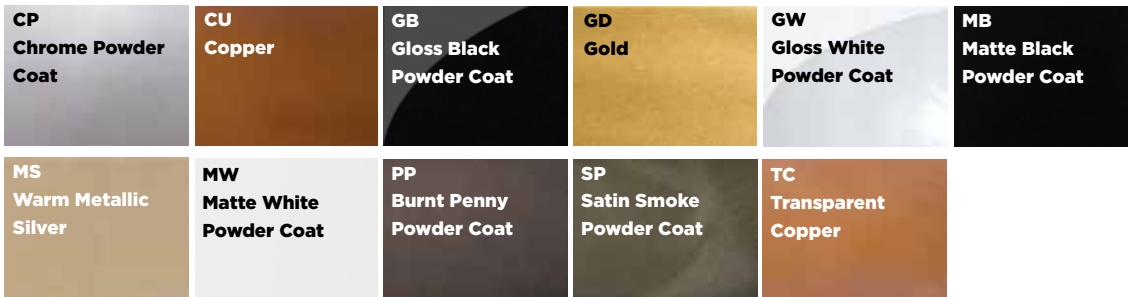
Example: SBREF03MB-PC-206

All specifications and dimensions subject to change without notice.

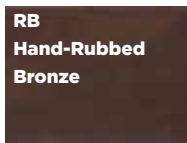
BRENTWOOD FLUSH MOUNT

FINISHES

Painted Metal



Etched Metal



FABRICS

Silks



Linens



Vern Yip Fabrics



Organza

