

# CLASSIQUE SCONCE

---



Round



Rectangle

## CONSTRUCTION:

- Fabric shade
- Open top and bottom
- Candelabra base

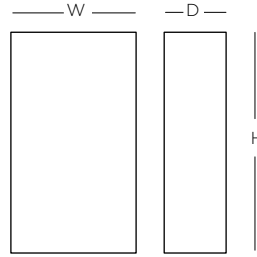
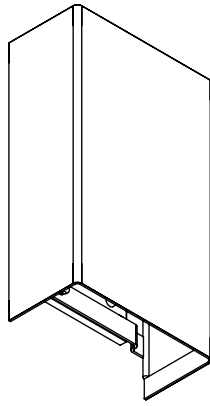
## ELECTRICAL:

- 120V candelabra base sockets

## CERTIFICATION:

- cULus Listed
- ADA

# CLASSIQUE SCONCE



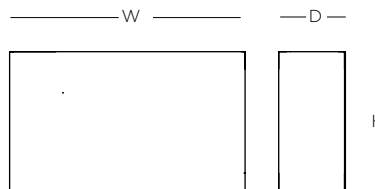
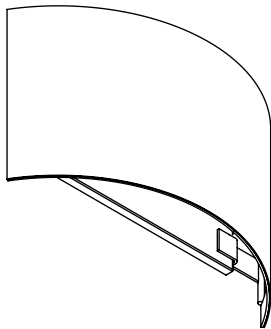
Specifications				Candelabra Base
Size	H	W	D	Sockets
01	14"	8"	4"	2 x 40W max
02	8"	14"	4"	2 x 40W max

## Ordering

Model	Size	Lamping	Suggested - Fabric
SCLQS	01 = Vertical Rectangle 02 = Horizontal Rectangle	CB Candelabra Base	301 Beige Linen 302 Oatmeal Linen 303 White Linen

Example: SCLQS02CB-302

All specifications and dimensions subject to change without notice.



Specifications				Candelabra Base
Size	H	W	D	Sockets
03	14"	8"	4"	2 x 40W max
04	8"	14"	4"	2 x 40W max

## Ordering

Model	Size	Lamping	Suggested - Fabric
SCLQS	03 = Vertical Round 04 = Horizontal Citron	CB Candelabra Base	301 Beige Linen 302 Oatmeal Linen 303 White Linen

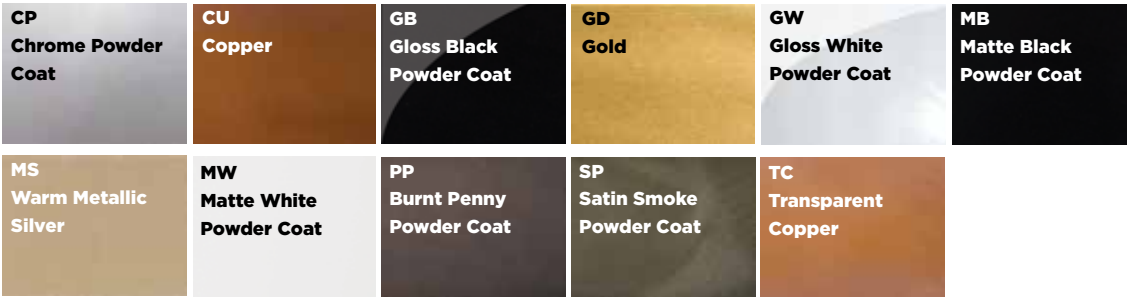
Example: SCLQS03CB-303

All specifications and dimensions subject to change without notice.

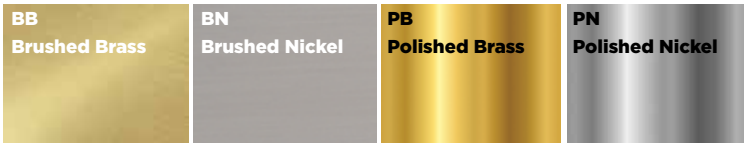
# CLASSIQUE SCONCE

## FINISHES

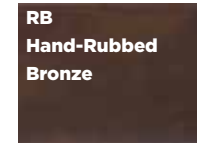
### Painted Metal



### Plated Metal



### Etched Metal



## FABRICS

### Silks



### Linens



### Vern Yip Fabrics



### Organza

