

SYDNEY PENDANT



CONSTRUCTION:

- Fabric inner shade
- White acrylic bottom diffuser
- Decorative cut frame with octagonal crystal accents
- Crystal accent with tassel
- 36 in. standard stem kit includes 6 in., 12 in. and 18 in. sections for adjustability
- Additional stem sections available, maximum height 12 ft.
- 12 ft. of field adjustable wire included

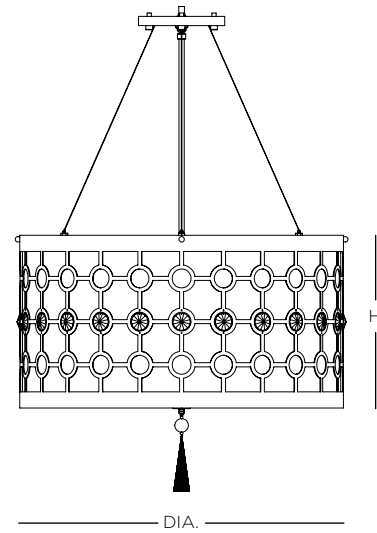
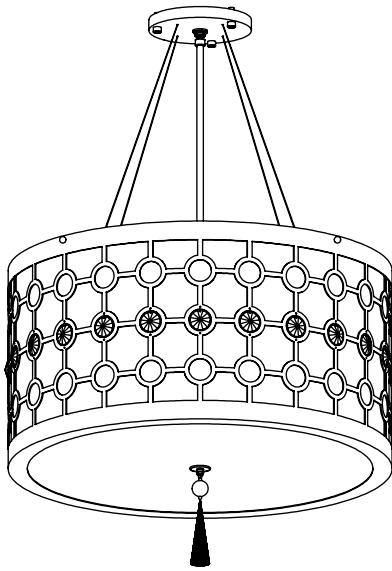
ELECTRICAL:

- 120V medium base sockets
- Integrated LED option (50,000 Hrs., 90 CRI, CCT 3000K)

CERTIFICATION:

- cULus Listed (medium base)
- ETL Listed (LED)

SYDNEY PENDANT



Specifications			Medium Base	Integrated LED	
Size	DIA.	H	Sockets	Source Lumens	Wattage
01	32"	16"	3 x 60W max	3200	44W
02	36"	18"	3 x 100W max	4400	55W

Ordering

Model	Size	Lamping	Suggested		Suggested	- Tassel	
SSDYP	01 = 32"	MB Medium Base Socket	- Finish*	BS Brushed Stainless	- Fabric*	303 White Linen	BT Black Tassel
	02 = 36"	L1 LED (120V TRIAC Dimming) L2 LED (120-277V 0-10V Dimming)	PC Polished Chrome	406 Manhattan Charcoal		GT Grey Tassel DT Gold Tassel	

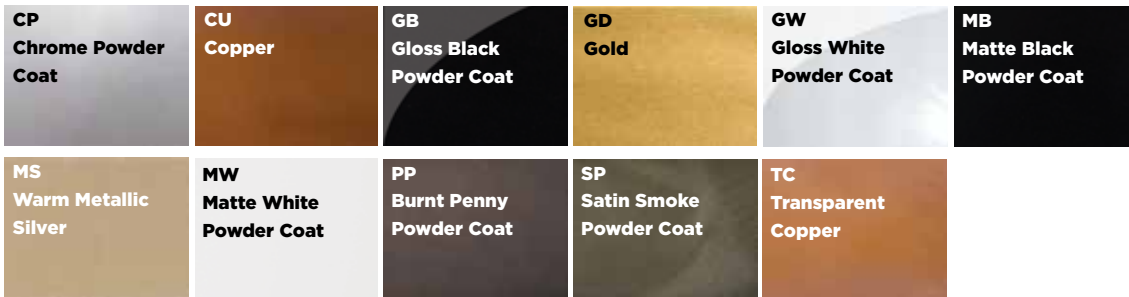
Example: SSDYP01L2-BS-303-BT

All specifications and dimensions subject to change without notice.

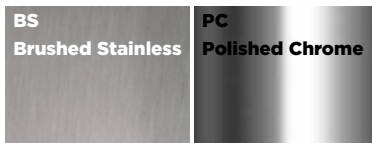
SYDNEY PENDANT

FINISHES

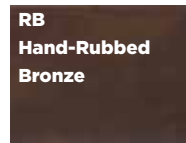
Painted Metal



Plated Metal



Etched Metal




FABRICS

Silks



Linens



Vern Yip Fabrics



Organza

