

SYDNEY SCONCE



CONSTRUCTION:

- Fabric shade
- Sculptural arm with octagonal crystal accents
- Crystal accent with tassel
- Candelabra base

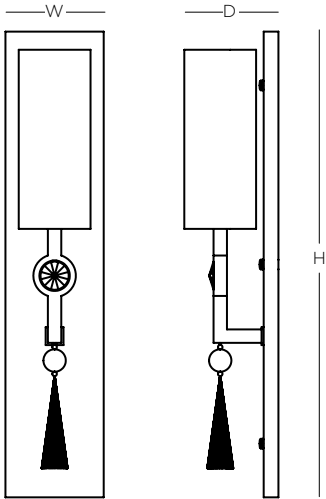
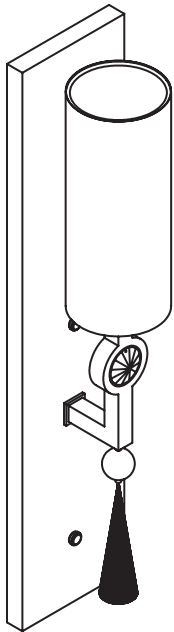
ELECTRICAL:

- 120V candelabra base socket

CERTIFICATION:

- cULus Listed

SYDNEY SCONCE



Specifications

Size	H	W	D
01	26"	5-1/2"	5-1/4"

Candelabra Base

Sockets
1 x 40W max

Ordering

Model	Size	Lamping
SSDYS	01	CB Candelabra Base

Suggested

- Finish*
BS Brushed Stainless
PC Polished Chrome

Suggested

- Fabric*
303 White Linen
406 Manhattan Charcoal

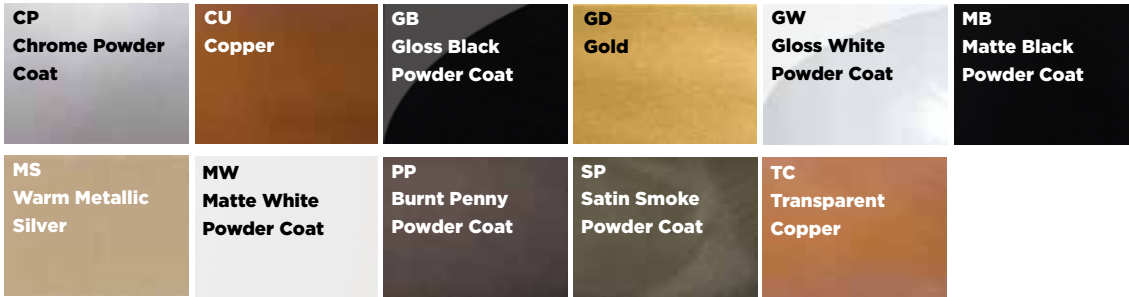
- Tassel
BT Black Tassel
GT Grey Tassel
DT Gold Tassel

Example: SSDYS01CB-BS-406-GT

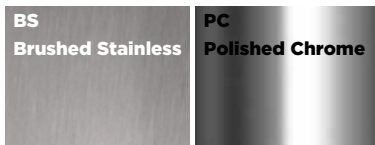
SYDNEY SCONCE

FINISHES

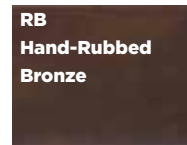
Painted Metal



Plated Metal



Etched Metal

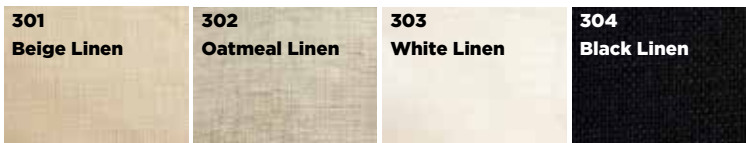


FABRICS

Silks



Linens



Vern Yip Fabrics



Organza

