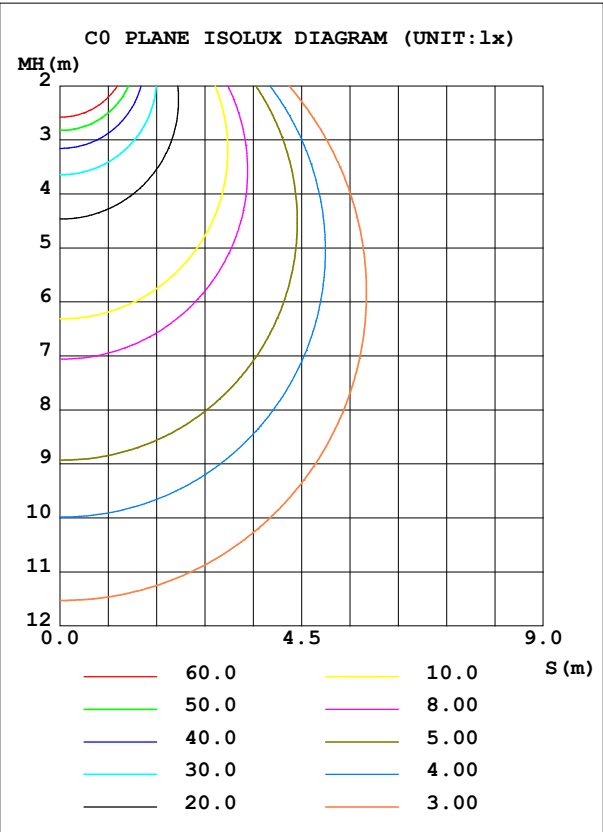
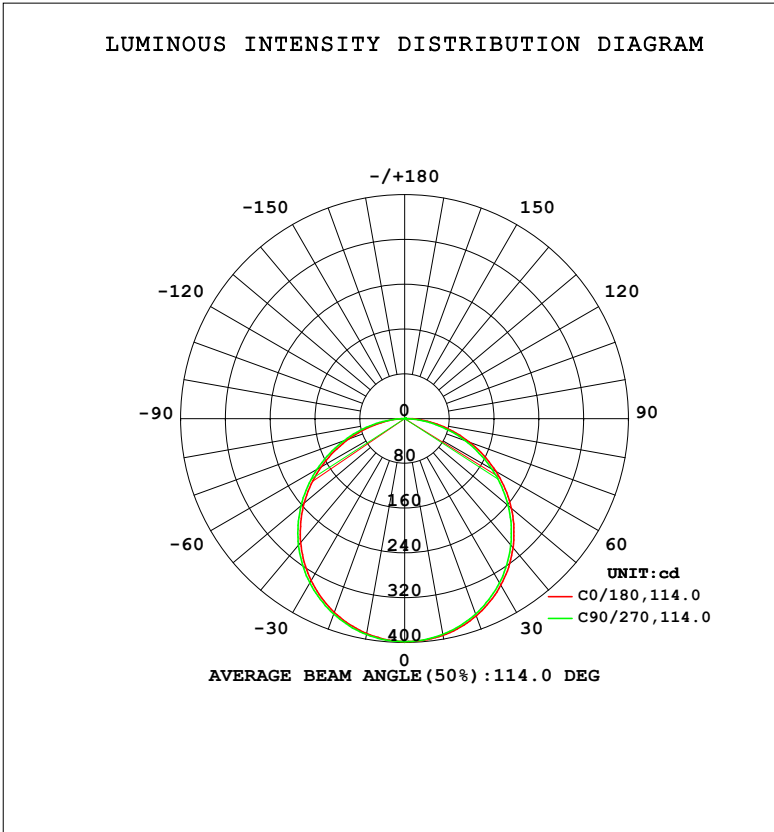


LUMINAIRE PHOTOMETRIC TEST REPORT

Test:U:119.99V I:0.1030A P:12.216W PF:0.9880 Freq:59.98Hz Lamp Flux:1168.11x1 lm		
NAME:	TYPE:	WEIGHT:
SPEC.:	DIM.:	SERIAL No.: 3500K
MFR.:	SUR.: 0.176	Shielding Angle:

DATA OF LAMP		PHOTOMETRIC DATA			
MODEL	BRMF07LAJD4WH_3500K	Imax (cd)	398.3	S/MH (C0/180)	1.25
NOMINAL POWER (W)	12	LOR (%)	100.0	S/MH (C90/270)	1.27
RATED VOLTAGE (V)	120	TOTAL FLUX (lm)	1168.1	η UP, DN (C0-180)	0.1,50.8
NOMINAL FLUX (lm)	1168.11	CIE CLASS	DIRECT	η UP, DN (C180-360)	0.1,49.0
LAMPS INSIDE	1	η up (%)	0.2	CIBSE SHR NOM	1.25
TEST VOLTAGE (V)	120	η down (%)	99.8	CIBSE SHR MAX	1.35



C Range: 0 - 360DEG
 C Interval: 90.0DEG
 Test Speed: HIGH
 Temperature:25.3DEG
 Operators:
 Test Date:2025-12-04

γ Range: 0 - 180DEG
 γ Interval: 1.0DEG
 Test System:EVERFINE GO-2000B_V1 SYSTEM V2.00.454
 Humidity:65.0%
 Test Distance:8.800m [K=1.0000]
 Remarks:

ZONAL FLUX DIAGRAM

ZONAL FLUX DIAGRAM:

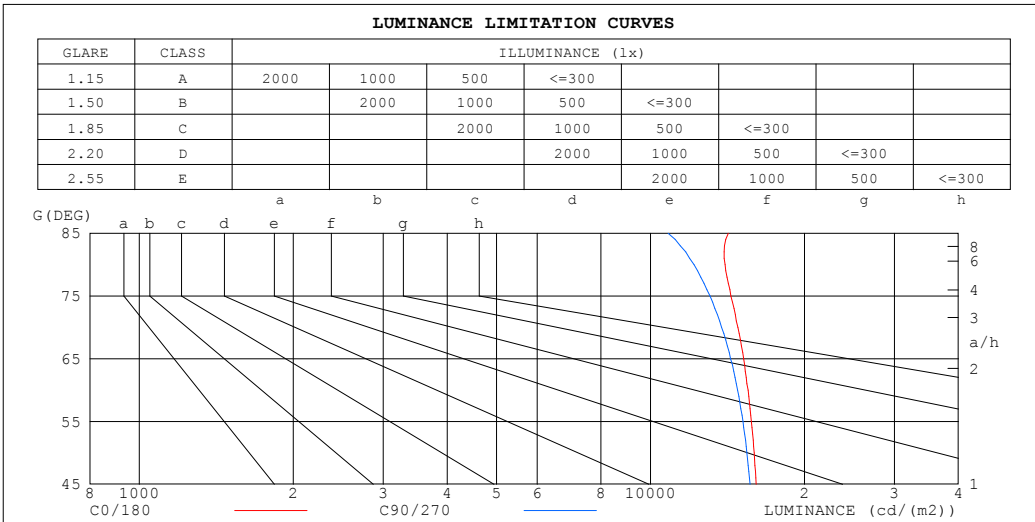
γ	C0	C90	C180	C270					γ	Φ zone	Φ total	%lum,lamp
10	393.0	391.2	389.9	391.6					0- 10	37.69	37.69	3.23,3.23
20	374.8	371.2	368.1	371.3					10- 20	108.1	145.8	12.5,12.5
30	343.7	338.9	334.4	339.0					20- 30	164.4	310.2	26.6,26.6
40	301.4	294.9	289.1	295.2					30- 40	199.2	509.3	43.6,43.6
50	248.9	241.3	234.4	241.6					40- 50	207.8	717.1	61.4,61.4
60	188.3	180.0	172.0	180.3					50- 60	189.0	906.1	77.6,77.6
70	123.1	114.6	106.1	115.4					60- 70	146.1	1052	90.1,90.1
80	58.97	51.38	43.49	51.87					70- 80	87.13	1139	97.5,97.5
90	4.985	0.0497	0.0332	0.2809					80- 90	25.89	1165	99.8,99.8
100	0.0497	0.1107	0.1493	0.0883					90-100	0.1628	1165	99.8,99.8
110	0.1765	0.2711	0.3148	0.2487					100-110	0.1834	1166	99.8,99.8
120	0.3311	0.4204	0.4914	0.4147					110-120	0.3305	1166	99.8,99.8
130	0.4747	0.5696	0.6516	0.5970					120-130	0.4444	1166	99.9,99.9
140	0.6016	0.6803	0.7896	0.7353					130-140	0.4930	1167	99.9,99.9
150	0.7175	0.7798	0.9056	0.8681					140-150	0.4765	1167	99.9,99.9
160	0.8389	0.8848	1.021	0.9842					150-160	0.4035	1168	100,100
170	0.9604	0.9955	1.096	1.062					160-170	0.2765	1168	100,100
180	1.088	1.095	1.104	1.095					170-180	0.1006	1168	100,100
DEG	LUMINOUS INTENSITY:cd									UNIT:lm		

C Range: 0 - 360DEG
 C Interval: 90.0DEG
 Test Speed: HIGH
 Temperature:25.3DEG
 Operators:
 Test Date:2025-12-04

γ Range: 0 - 180DEG
 γ Interval: 1.0DEG
 Test System:EVERFINE GO-2000B_V1 SYSTEM V2.00.454
 Humidity:65.0%
 Test Distance:8.800m [K=1.0000]
 Remarks:

LUMINANCE LIMITATION CURVES

Test:U:119.99V I:0.1030A P:12.216W PF:0.9880 Freq:59.98Hz Lamp Flux:1168.11x1 lm		
NAME:	TYPE:	WEIGHT:
SPEC.:	DIM.:	SERIAL No.: 3500K
MFR.:	SUR.: 0.176	Shielding Angle:



LUMINANCE cd/(m2)		
G (DEG)	C0/180	C90/270
85	14195	10826
80	13986	12165
75	14362	13072
70	14827	13781
65	15216	14348
60	15512	14806
55	15753	15162
50	15949	15437
45	16085	15655

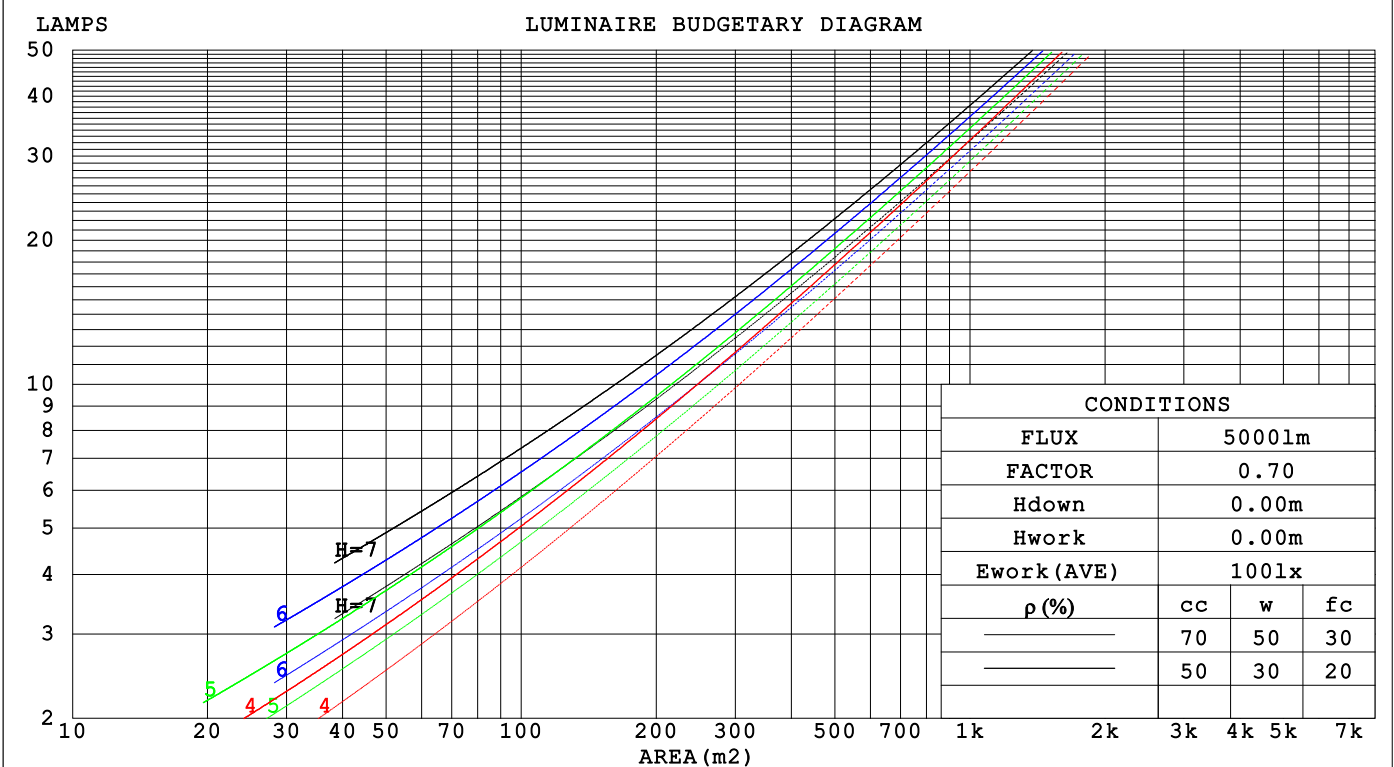
C Range: 0 - 360DEG
 C Interval: 90.0DEG
 Test Speed: HIGH
 Temperature:25.3DEG
 Operators:
 Test Date:2025-12-04

γ Range: 0 - 180DEG
 γ Interval: 1.0DEG
 Test System:EVERFINE GO-2000B_V1 SYSTEM V2.00.454
 Humidity:65.0%
 Test Distance:8.800m [K=1.0000]
 Remarks:

CU AND LUMINAIRE BUDGETARY ESTIMATE DIAGRAM

Test:U:119.99V I:0.1030A P:12.216W PF:0.9880 Freq:59.98Hz		
Lamp Flux:1168.11x1 lm		
NAME:	TYPE:	WEIGHT:
SPEC.:	DIM.:	SERIAL No.: 3500K
MFR.:	SUR.: 0.176	Shielding Angle:

ρ_{cc}	80%			70%			50%			30%			10%			0
ρ_w	50%	30%	10%	50%	30%	10%	50%	30%	10%	50%	30%	10%	50%	30%	10%	0
ρ_{fc}	20%			20%			20%			20%			20%			0
RCR	RCR:Room Cavity Ratio						Coefficients of Utilization(CU)									
0.0	1.19	1.19	1.19	1.16	1.16	1.16	1.11	1.11	1.11	1.06	1.06	1.06	1.02	1.02	1.02	.00
1.0	1.03	.99	.95	1.01	.97	.94	.97	.94	.91	.93	.90	.88	.89	.87	.85	.83
2.0	.90	.83	.77	.88	.82	.76	.84	.79	.74	.81	.77	.73	.78	.74	.71	.69
3.0	.79	.70	.64	.77	.69	.63	.74	.68	.62	.71	.66	.61	.69	.64	.60	.58
4.0	.70	.61	.54	.68	.60	.54	.66	.58	.53	.63	.57	.52	.61	.56	.51	.49
5.0	.62	.53	.46	.61	.52	.46	.59	.51	.45	.57	.50	.45	.55	.49	.44	.42
6.0	.56	.47	.40	.55	.46	.40	.53	.45	.40	.51	.45	.39	.50	.44	.39	.37
7.0	.51	.42	.36	.50	.41	.35	.48	.41	.35	.47	.40	.35	.45	.39	.35	.33
8.0	.46	.38	.32	.45	.37	.32	.44	.37	.31	.43	.36	.31	.42	.36	.31	.29
9.0	.42	.34	.28	.42	.34	.28	.41	.33	.28	.39	.33	.28	.38	.32	.28	.26
10.0	.39	.31	.26	.39	.31	.26	.38	.30	.26	.37	.30	.25	.36	.30	.25	.24



C Range: 0 - 360DEG
 C Interval: 90.0DEG
 Test Speed: HIGH
 Temperature:25.3DEG
 Operators:
 Test Date:2025-12-04

γ Range: 0 - 180DEG
 γ Interval: 1.0DEG
 Test System:EVERFINE GO-2000B_V1 SYSTEM V2.00.454
 Humidity:65.0%
 Test Distance:8.800m [K=1.0000]
 Remarks:

WEC AND CCEC

Test:U:119.99V I:0.1030A P:12.216W PF:0.9880 Freq:59.98Hz		
Lamp Flux:1168.11x1 lm		
NAME:	TYPE:	WEIGHT:
SPEC.:	DIM.:	SERIAL No.: 3500K
MFR.:	SUR.: 0.176	Shielding Angle:

ρ_{CC}	80%			70%			50%			30%			10%			0
ρ_w	50%	30%	10%	50%	30%	10%	50%	30%	10%	50%	30%	10%	50%	30%	10%	0
ρ_{fc}	20%			20%			20%			20%			20%			0
RCR	RCR:Room Cavity Ratio						Wall Exitance Coefficients (WEC)									
0.0																
1.0	.316	.180	.057	.309	.176	.056	.296	.170	.054	.283	.163	.052	.272	.158	.051	
2.0	.296	.162	.050	.290	.160	.049	.278	.155	.048	.267	.150	.047	.257	.145	.046	
3.0	.273	.145	.044	.268	.143	.043	.257	.139	.042	.247	.136	.042	.238	.132	.041	
4.0	.252	.131	.038	.247	.129	.038	.237	.126	.038	.229	.123	.037	.221	.120	.037	
5.0	.232	.118	.034	.228	.117	.034	.220	.114	.034	.212	.112	.033	.205	.109	.033	
6.0	.215	.108	.031	.211	.107	.031	.204	.105	.030	.197	.102	.030	.191	.100	.030	
7.0	.200	.099	.028	.197	.098	.028	.190	.096	.028	.184	.094	.027	.178	.093	.027	
8.0	.187	.091	.026	.184	.090	.026	.178	.089	.025	.172	.087	.025	.167	.086	.025	
9.0	.175	.085	.024	.172	.084	.024	.167	.082	.023	.162	.081	.023	.157	.080	.023	
10.0	.164	.079	.022	.162	.078	.022	.157	.077	.022	.153	.076	.022	.148	.075	.021	

ρ_{CC}	80%			70%			50%			30%			10%			0
ρ_w	50%	30%	10%	50%	30%	10%	50%	30%	10%	50%	30%	10%	50%	30%	10%	0
ρ_{fc}	20%			20%			20%			20%			20%			0
RCR	RCR:Room Cavity Ratio						Ceiling Cavity Exitance Coefficients (CCEC)									
0.0																
1.0	.192	.192	.192	.164	.164	.164	.112	.112	.112	.064	.064	.064	.021	.021	.021	
2.0	.183	.158	.136	.156	.136	.117	.107	.093	.081	.062	.054	.047	.020	.017	.015	
3.0	.175	.134	.099	.150	.115	.086	.103	.080	.060	.059	.046	.035	.019	.015	.011	
4.0	.167	.116	.076	.143	.100	.066	.098	.070	.046	.057	.041	.027	.018	.013	.009	
5.0	.159	.103	.060	.137	.089	.052	.094	.062	.037	.054	.036	.022	.018	.012	.007	
6.0	.152	.093	.049	.130	.080	.042	.090	.056	.030	.052	.033	.018	.017	.011	.006	
7.0	.145	.084	.041	.124	.073	.036	.086	.051	.025	.050	.030	.015	.016	.010	.005	
8.0	.138	.077	.035	.119	.067	.030	.082	.047	.022	.048	.028	.013	.015	.009	.004	
9.0	.131	.072	.030	.113	.062	.027	.078	.044	.019	.046	.026	.011	.015	.008	.004	
10.0	.125	.067	.027	.108	.058	.024	.075	.041	.017	.044	.024	.010	.014	.008	.003	
10.0	.119	.062	.024	.103	.054	.021	.071	.038	.015	.042	.023	.009	.014	.007	.003	

C Range: 0 - 360DEG
 C Interval: 90.0DEG
 Test Speed: HIGH
 Temperature:25.3DEG
 Operators:
 Test Date:2025-12-04

γ Range: 0 - 180DEG
 γ Interval: 1.0DEG
 Test System:EVERFINE GO-2000B_V1 SYSTEM V2.00.454
 Humidity:65.0%
 Test Distance:8.800m [K=1.0000]
 Remarks:

UGR(Unified Glare Rating) Table

Test:U:119.99V I:0.1030A P:12.216W PF:0.9880 Freq:59.98Hz		
Lamp Flux:1168.11x1 lm		
NAME:	TYPE:	WEIGHT:
SPEC.:	DIM.:	SERIAL No.: 3500K
MFR.:	SUR.: 0.176	Shielding Angle:

ceiling/cavity	0.7	0.7	0.5	0.5	0.3	0.7	0.7	0.5	0.5	0.3
walls	0.5	0.3	0.5	0.3	0.3	0.5	0.3	0.5	0.3	0.3
working plane	0.2	0.2	0.2	0.2	0.2	0.2	0.2	0.2	0.2	0.2

Room dimensions	Viewed crosswise					Viewed endwise				
x = 2H y = 2H	22.5	24.1	22.8	24.3	24.5	22.4	23.9	22.6	24.1	24.3
3H	24.2	25.6	24.5	25.8	26.1	23.9	25.4	24.2	25.6	25.8
4H	24.9	26.2	25.2	26.5	26.8	24.6	25.9	24.9	26.2	26.5
6H	25.5	26.7	25.8	27.0	27.3	25.1	26.4	25.4	26.6	26.9
8H	25.7	26.9	26.0	27.2	27.5	25.2	26.5	25.6	26.8	27.1
12H	25.8	27.0	26.2	27.3	27.6	25.4	26.5	25.7	26.8	27.1
4H 2H	23.2	24.5	23.5	24.8	25.0	23.0	24.4	23.3	24.6	24.9
3H	25.0	26.2	25.4	26.5	26.8	24.8	26.0	25.2	26.3	26.6
4H	25.8	26.9	26.2	27.2	27.6	25.6	26.7	26.0	27.0	27.3
6H	26.5	27.5	26.9	27.9	28.2	26.2	27.2	26.6	27.5	27.9
8H	26.8	27.7	27.2	28.1	28.5	26.4	27.3	26.8	27.7	28.1
12H	27.0	27.9	27.5	28.3	28.7	26.6	27.4	27.0	27.8	28.2
8H 4H	26.1	27.0	26.5	27.4	27.8	25.9	26.8	26.3	27.2	27.6
6H	27.0	27.7	27.4	28.2	28.6	26.7	27.4	27.1	27.8	28.3
8H	27.4	28.0	27.8	28.5	28.9	27.0	27.7	27.5	28.1	28.6
12H	27.7	28.3	28.2	28.7	29.2	27.3	27.8	27.7	28.3	28.8
12H 4H	26.1	27.0	26.6	27.4	27.8	25.9	26.8	26.4	27.1	27.6
6H	27.1	27.7	27.5	28.2	28.6	26.8	27.4	27.2	27.9	28.3
8H	27.5	28.1	28.0	28.5	29.0	27.2	27.7	27.6	28.2	28.7

Variations with the observer position at spacings(CIE Pub.117):		
S = 1.0H	+ 0.1 / - 0.2	+ 0.1 / - 0.2
1.5H	+ 0.2 / - 0.3	+ 0.2 / - 0.3
2.0H	+ 0.1 / - 0.3	+ 0.1 / - 0.3

CIE Pub.117, 1168 lm Total Lamp Luminous Flux Corrected (8log(F/F0) = 0.5)
 Area: 0.0243 m2

C Range: 0 - 360DEG	γ Range: 0 - 180DEG
C Interval: 90.0DEG	γ Interval: 1.0DEG
Test Speed: HIGH	Test System:EVERFINE GO-2000B_V1 SYSTEM V2.00.454
Temperature:25.3DEG	Humidity:65.0%
Operators:	Test Distance:8.800m [K=1.0000]
Test Date:2025-12-04	Remarks:

UTILIZATION FACTORS TABLE

Test:U:119.99V I:0.1030A P:12.216W PF:0.9880 Freq:59.98Hz Lamp Flux:1168.11x1 lm		
NAME:	TYPE:	WEIGHT:
SPEC.:	DIM.:	SERIAL No.: 3500K
MFR.:	SUR.: 0.176	Shielding Angle:

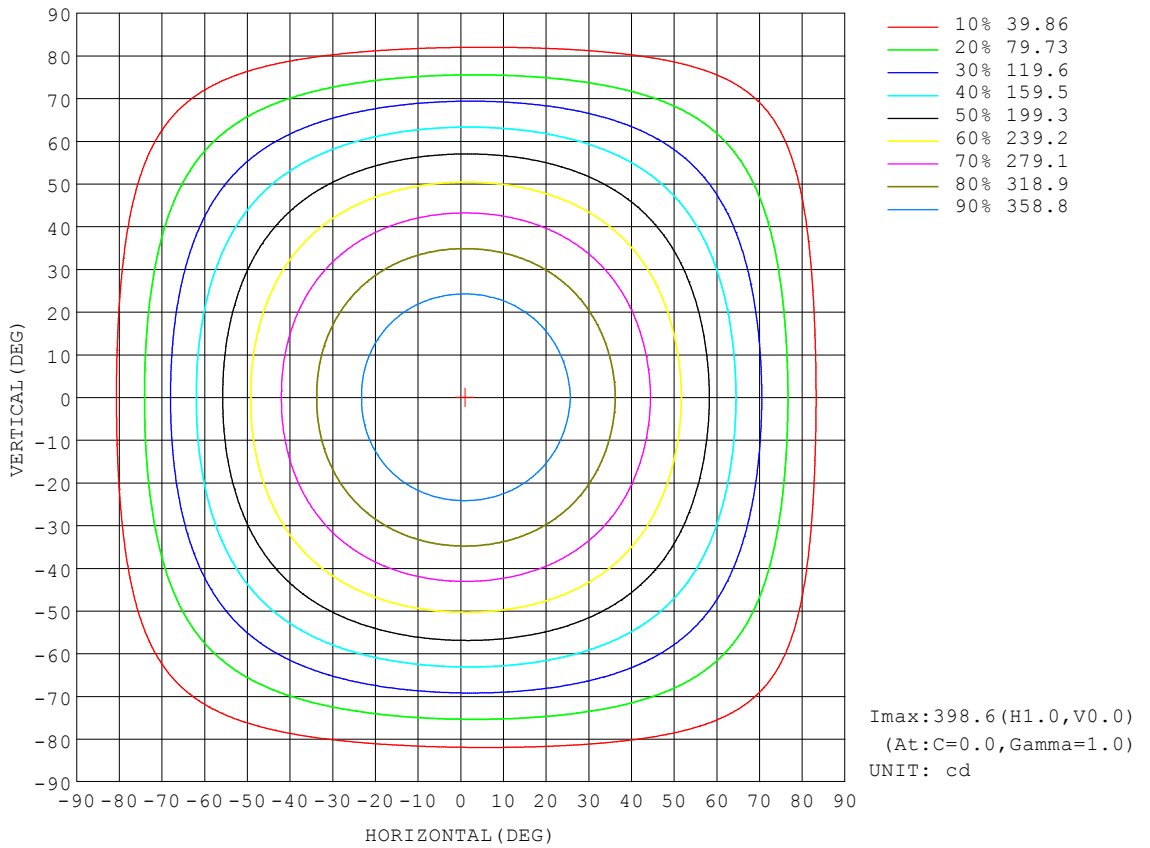
REFLECTANCE										
Ceiling	0.8	0.8	0.8	0.7	0.7	0.7	0.5	0.5	0.5	0
Walls	0.7	0.5	0.3	0.7	0.5	0.3	0.7	0.5	0.3	0
Working plane	0.2	0.2	0.2	0.2	0.2	0.2	0.2	0.2	0.2	0
ROOM INDEX	UTILIZATION FACTORS (PERCENT) $k(RI) \times RCR = 5$									
$k = 0.60$	57	45	38	56	45	38	55	45	38	31
0.80	67	55	48	66	55	48	64	54	47	40
1.00	75	64	57	74	64	56	72	65	56	49
1.25	82	72	65	81	71	64	78	70	63	56
1.50	87	77	70	86	77	70	83	75	69	61
2.00	94	86	79	93	84	78	89	82	77	69
2.50	98	90	84	96	89	83	92	86	81	73
3.00	102	95	89	100	93	88	95	90	86	77
4.00	106	100	95	103	98	94	99	95	91	82
5.00	108	103	99	106	101	98	101	98	95	85
ROOM INDEX	UF(total)									Direct
According to DIN EN 13032-2 2004			Suspended				SHRNOM = 1.25			

C Range: 0 - 360DEG
 C Interval: 90.0DEG
 Test Speed: HIGH
 Temperature:25.3DEG
 Operators:
 Test Date:2025-12-04

γ Range: 0 - 180DEG
 γ Interval: 1.0DEG
 Test System:EVERFINE GO-2000B_V1 SYSTEM V2.00.454
 Humidity:65.0%
 Test Distance:8.800m [K=1.0000]
 Remarks:

ISOCANDELA DIAGRAM

Test:U:119.99V I:0.1030A P:12.216W PF:0.9880 Freq:59.98Hz Lamp Flux:1168.11x1 lm		
NAME:	TYPE:	WEIGHT:
SPEC.:	DIM.:	SERIAL No.: 3500K
MFR.:	SUR.: 0.176	Shielding Angle:




C Range: 0 - 360DEG
 C Interval: 90.0DEG
 Test Speed: HIGH
 Temperature:25.3DEG
 Operators:
 Test Date:2025-12-04

γ Range: 0 - 180DEG
 γ Interval: 1.0DEG
 Test System:EVERFINE GO-2000B_V1 SYSTEM V2.00.454
 Humidity:65.0%
 Test Distance:8.800m [K=1.0000]
 Remarks:

AAI Figure

Test:U:119.99V I:0.1030A P:12.216W PF:0.9880 Freq:59.98Hz Lamp Flux:1168.11x1 lm		
NAME:	TYPE:	WEIGHT:
SPEC.:	DIM.:	SERIAL No.: 3500K
MFR.:	SUR.: 0.176	Shielding Angle:



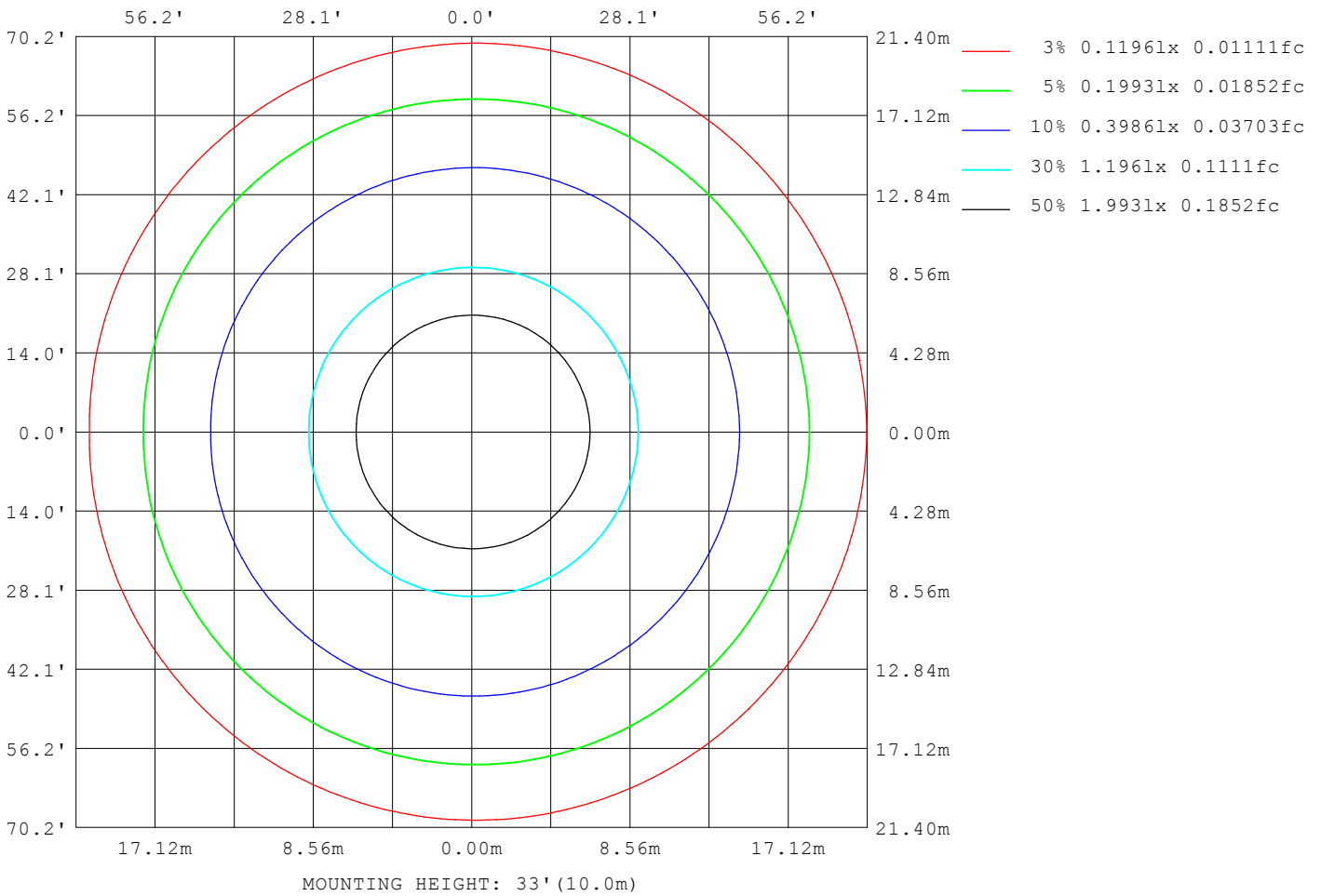
Note:The Curves indicate the illuminated area and the average illumination when the luminaire is at different distance.

C Range: 0 - 360DEG
 C Interval: 90.0DEG
 Test Speed: HIGH
 Temperature:25.3DEG
 Operators:
 Test Date:2025-12-04

γ Range: 0 - 180DEG
 γ Interval: 1.0DEG
 Test System:EVERFINE GO-2000B_V1 SYSTEM V2.00.454
 Humidity:65.0%
 Test Distance:8.800m [K=1.0000]
 Remarks:

ISOLUX DIAGRAM

Test:U:119.99V I:0.1030A P:12.216W PF:0.9880 Freq:59.98Hz Lamp Flux:1168.11x1 lm		
NAME:	TYPE:	WEIGHT:
SPEC.:	DIM.:	SERIAL No.: 3500K
MFR.:	SUR.: 0.176	Shielding Angle:



C Range: 0 - 360DEG
 C Interval: 90.0DEG
 Test Speed: HIGH
 Temperature:25.3DEG
 Operators:
 Test Date:2025-12-04

γ Range: 0 - 180DEG
 γ Interval: 1.0DEG
 Test System:EVERFINE GO-2000B_V1 SYSTEM V2.00.454
 Humidity:65.0%
 Test Distance:8.800m [K=1.0000]
 Remarks:

LED Avg.L Report

Test:U:119.99V I:0.1030A P:12.216W PF:0.9880 Freq:59.98Hz Lamp Flux:1168.11x1 lm		
NAME:	TYPE:	WEIGHT:
SPEC.:	DIM.:	SERIAL No.: 3500K
MFR.:	SUR.: 0.176	Shielding Angle:

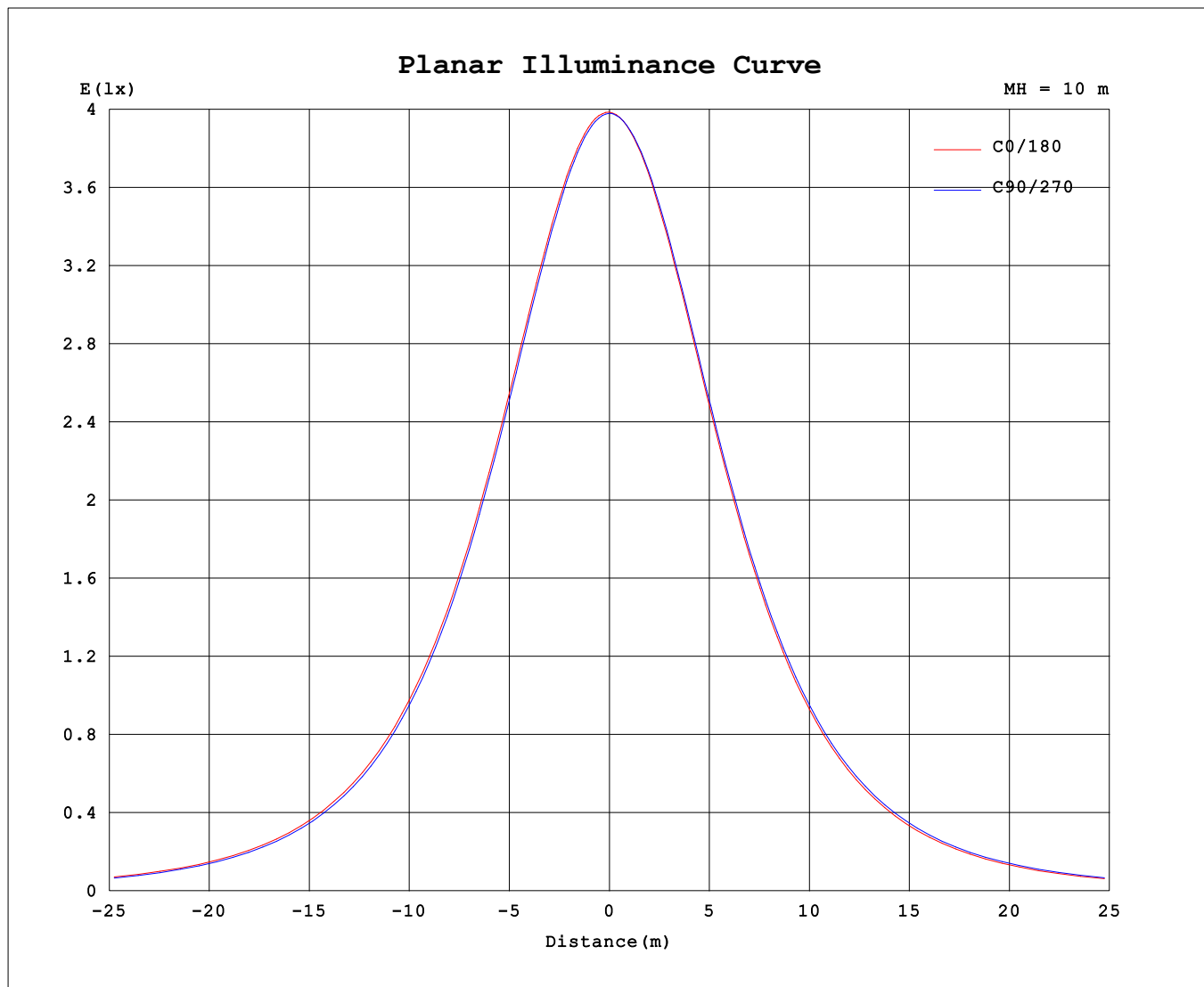
AvgL	cd/m2
L_0~180 (65) av	14373
L_0~180 (75) av	13042
L_0~180 (85) av	10916
L_90~270 (65) av	14392
L_90~270 (75) av	13137
L_90~270 (85) av	10540
L_45 (65) av	14333
L_45 (75) av	13020
L_45 (85) av	10477

Standard: GB/T 29293-2012

C Range: 0 - 360DEG
 C Interval: 90.0DEG
 Test Speed: HIGH
 Temperature:25.3DEG
 Operators:
 Test Date:2025-12-04

γ Range: 0 - 180DEG
 γ Interval: 1.0DEG
 Test System:EVERFINE GO-2000B_V1 SYSTEM V2.00.454
 Humidity:65.0%
 Test Distance:8.800m [K=1.0000]
 Remarks:

Planar Illuminance Curve



C Range: 0 - 360DEG
C Interval: 90.0DEG
Test Speed: HIGH
Temperature: 25.3DEG
Operators:
Test Date: 2025-12-04

γ Range: 0 - 180DEG
 γ Interval: 1.0DEG
Test System: EVERFINE GO-2000B_V1 SYSTEM V2.00.454
Humidity: 65.0%
Test Distance: 8.800m [K=1.0000]
Remarks:

LUMINOUS DISTRIBUTION INTENSITY DATA

Test:U:119.99V I:0.1030A P:12.216W PF:0.9880 Freq:59.98Hz Lamp Flux:1168.11x1 lm		
NAME:	TYPE:	WEIGHT:
SPEC.:	DIM.:	SERIAL No.: 3500K
MFR.:	SUR.: 0.176	Shielding Angle:

Table--1

UNIT: cd

C (DEG) \ γ (DEG)	0	90	180	270															
0	398	398	398	398															
5	397	396	396	397															
10	393	391	390	392															
15	386	383	380	383															
20	375	371	368	371															
25	361	356	353	357															
30	344	339	334	339															
35	324	318	313	318															
40	301	295	289	295															
45	276	269	263	269															
50	249	241	234	242															
55	219	212	204	212															
60	188	180	172	180															
65	156	147	139	148															
70	123	115	106	115															
75	90.2	82.3	73.8	83.0															
80	59.0	51.4	43.5	51.9															
85	30.0	22.9	16.2	21.7															
90	4.99	0.05	0.03	0.28															
95	0.06	0.06	0.08	0.03															
100	0.05	0.11	0.15	0.09															
105	0.10	0.18	0.23	0.17															
110	0.18	0.27	0.31	0.25															
115	0.25	0.35	0.40	0.34															
120	0.33	0.42	0.49	0.41															
125	0.40	0.50	0.56	0.51															
130	0.47	0.57	0.65	0.60															
135	0.54	0.63	0.72	0.67															
140	0.60	0.68	0.79	0.74															
145	0.66	0.73	0.85	0.80															
150	0.72	0.78	0.91	0.87															
155	0.78	0.84	0.97	0.92															
160	0.84	0.88	1.02	0.98															
165	0.90	0.93	1.08	1.02															
170	0.96	1.00	1.10	1.06															
175	1.02	1.05	1.10	1.09															
180	1.09	1.09	1.10	1.09															

C Range: 0 - 360DEG
 C Interval: 90.0DEG
 Test Speed: HIGH
 Temperature:25.3DEG
 Operators:
 Test Date:2025-12-04

γ Range: 0 - 180DEG
 γ Interval: 1.0DEG
 Test System:EVERFINE GO-2000B_V1 SYSTEM V2.00.454
 Humidity:65.0%
 Test Distance:8.800m [K=1.0000]
 Remarks:

Photometric Data Table [cd]

G/C	0.0	90.0	180.0	270.0
0.0	398.3	398.3	398.3	398.3
3.0	398.1	397.4	397.2	397.8
6.0	396.8	395.6	394.9	395.9
9.0	394.2	392.5	391.4	393.0
12.0	390.5	388.3	386.5	388.7
15.0	385.6	382.8	380.4	383.3
18.0	379.5	376.3	373.2	376.4
21.0	372.1	368.5	365.2	368.6
24.0	363.7	359.6	355.9	359.6
27.0	354.2	349.7	345.5	349.9
30.0	343.7	338.9	334.4	339.0
33.0	332.1	326.9	321.8	327.0
36.0	319.6	313.9	308.5	314.0
39.0	306.0	299.8	294.0	299.9
42.0	291.6	285.0	278.8	285.1
45.0	276.2	269.2	262.8	269.5
48.0	260.1	252.7	245.8	252.9
51.0	243.0	235.5	228.3	235.6
54.0	225.5	217.5	210.1	217.9
57.0	207.1	199.0	191.2	199.4
60.0	188.3	180.0	172.0	180.3
63.0	169.0	160.5	152.3	161.3
66.0	149.6	141.0	132.5	141.6
69.0	129.8	121.2	112.7	121.8
72.0	109.9	101.6	93.03	102.4
75.0	90.25	82.28	73.80	82.97
78.0	71.29	63.44	55.35	64.12
81.0	52.92	45.37	37.85	45.87
84.0	35.61	28.41	21.32	27.53
87.0	19.46	12.72	6.691	10.92
90.0	4.985	0.0497	0.0332	0.2809
93.0	0.0553	0.0498	0.0609	0.0276
96.0	0.0498	0.0664	0.0887	0.0331
99.0	0.0497	0.1051	0.1381	0.0662
102.0	0.0607	0.1384	0.1824	0.1160
105.0	0.0993	0.1827	0.2321	0.1658
108.0	0.1489	0.2324	0.2817	0.2155
111.0	0.1985	0.2876	0.3313	0.2653
114.0	0.2372	0.3319	0.3866	0.3206
117.0	0.2868	0.3817	0.4363	0.3703
120.0	0.3311	0.4204	0.4914	0.4147
123.0	0.3752	0.4757	0.5411	0.4810
126.0	0.4248	0.5144	0.5854	0.5307
129.0	0.4690	0.5586	0.6296	0.5750
132.0	0.5187	0.5918	0.6681	0.6192
135.0	0.5354	0.6305	0.7233	0.6690
138.0	0.5795	0.6692	0.7620	0.7022
141.0	0.6126	0.6913	0.8061	0.7464
144.0	0.6513	0.7299	0.8392	0.7851
147.0	0.6788	0.7522	0.8779	0.8294
150.0	0.7175	0.7798	0.9056	0.8681
153.0	0.7453	0.8184	0.9496	0.9067
156.0	0.7784	0.8516	0.9774	0.9399
159.0	0.8224	0.8738	1.016	0.9731
162.0	0.8556	0.9125	1.038	0.9953
165.0	0.8996	0.9346	1.077	1.017
168.0	0.9273	0.9678	1.094	1.045
171.0	0.9715	1.007	1.097	1.067
174.0	1.010	1.029	1.101	1.084
177.0	1.049	1.084	1.104	1.089
180.0	1.088	1.095	1.104	1.095

C Range: 0 - 360DEG
 C Interval: 90.0DEG
 Test Speed: HIGH
 Temperature:25.3DEG
 Operators:
 Test Date:2025-12-04

γ Range: 0 - 180DEG
 γ Interval: 1.0DEG
 Test System:EVERFINE GO-2000B_V1 SYSTEM V2.00.454
 Humidity:65.0%
 Test Distance:8.800m [K=1.0000]
 Remarks: