

Report No.: PKS230607060-10

Test Time: 2023/6/8 16:32


Luminaire Property

Luminaire Manufacturer: AFX,INC	
Luminaire Category: SORS051914LAJUDSN	
Luminaire Description: Outdoor Non-Cutoff	Lamp Catalog: Wall- Mounted Area Luminaires
Lamp Description: S02	Number of Lamps:
Lumens per Lamp:	Luminous Length (mm): 445
Luminous Width (mm): 92	Luminous Height (mm): 80
Voltage: 120.0 V	Current: 0.145 A
Power: 17.12 W	Power Factor: 0.983

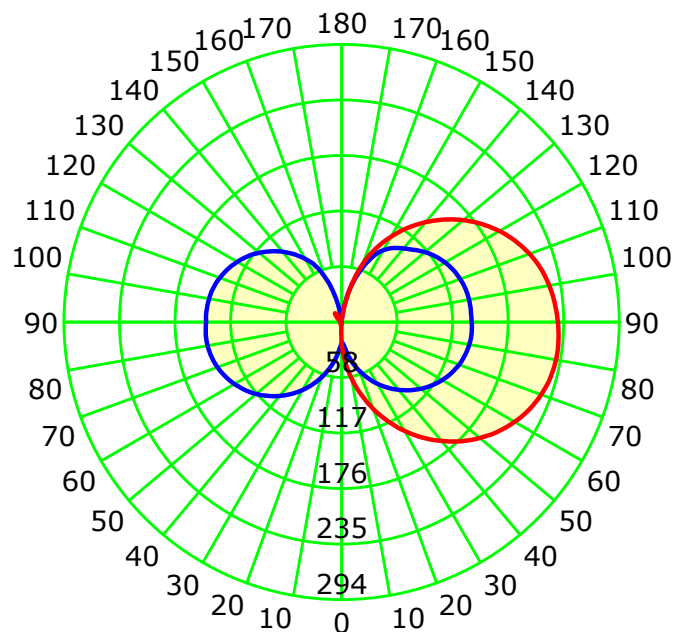
Photometric Results

CIE Class: General Diffuse	Total Rated Lamp Lumens: 1281.5 lm
Measurement Flux: 1281.5 lm	Efficiency: 100%
Downward Ratio: 52%	Upward Ratio: 48%
Field Angle(C0/C180,C90/C270,C45/C225,C135/315): 340.2, 169.0, 276.9, 276.2	
Beam Angle(C0/C180,C90/C270,C45/C225,C135/315): 308.3, 171.8, 178.7, 175.0	
Luminaire Efficacy Rating (LER): 74.90	C0r0 Intensity: 22.6 cd
Max. Intensity: 235.6 cd	Pos of Max. Intensity: H67.5 V85
S/MH(C0/C180): 4.06	S/MH(C90/C270): 3.74

Picture Of Luminaire



Luminous Intensity Distribution Curve



Unit: cd

Average Diffuse Angle(50%): 240.0°

— C0-C180 — C90-C270

C Plane (°):0.0-360.0: 22.5

Gamma Plane (°):0.0-180.0:1.0

Test Lab: Bay Area Compliance Laboratories Corp

Test Device: GPM-1900

Test Type: TYPE C

Distance: 14.210 m

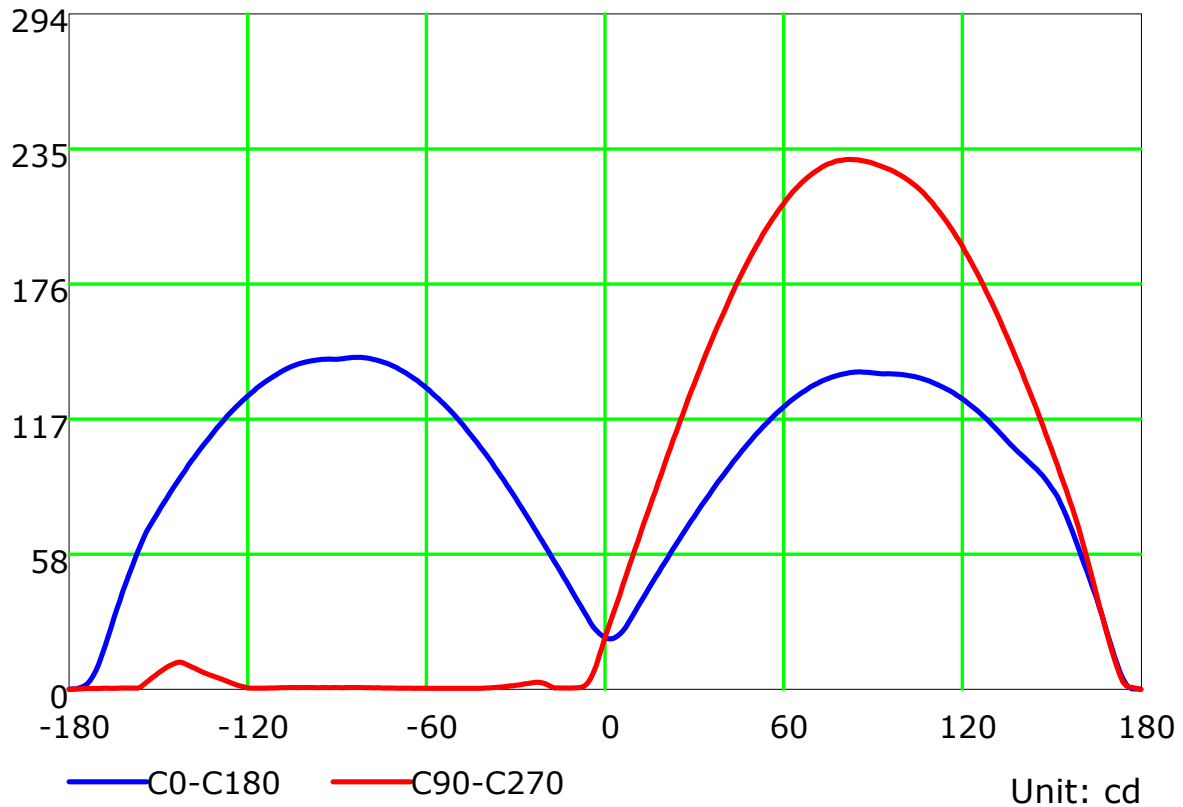
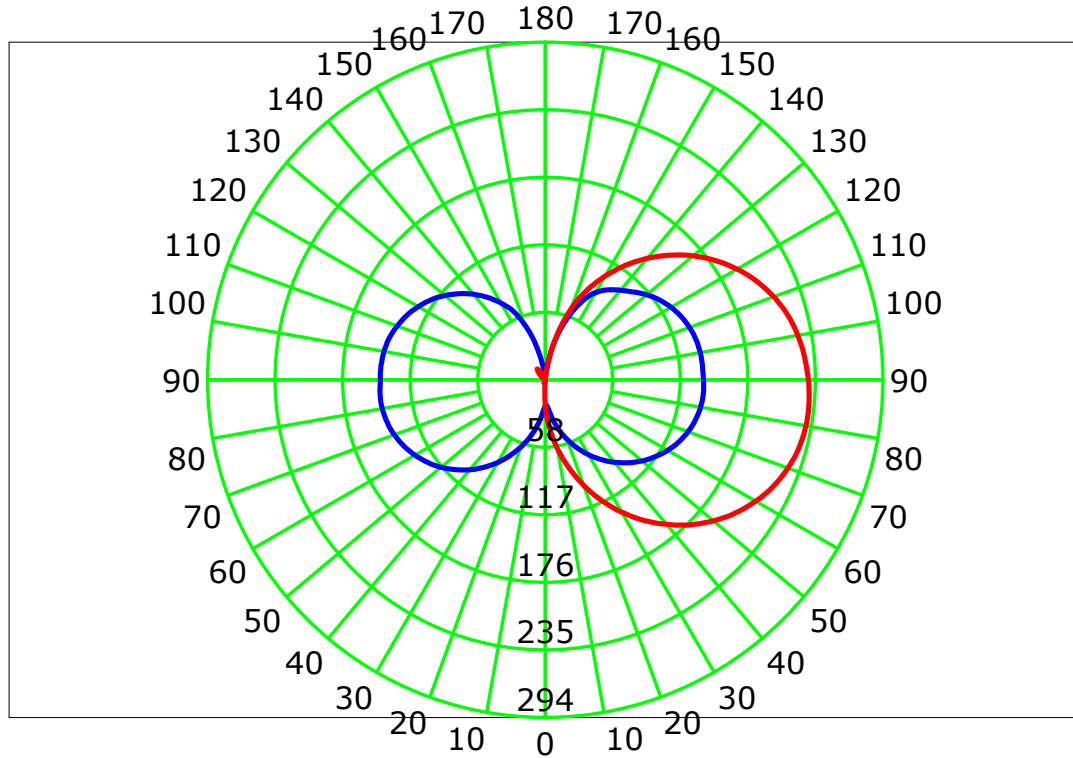
Temperature: 25.1 °C

Humidity: 49

Operator: Jade

Inspector:

Luminous Intensity Distribution Curve



C Plane (°):0.0-360.0: 22.5

Test Lab: Bay Area Compliance Laboratories Corp Test Device: GPM-1900

Test Type: TYPE C

Temperature: 25.1 °C

Operator: Jade

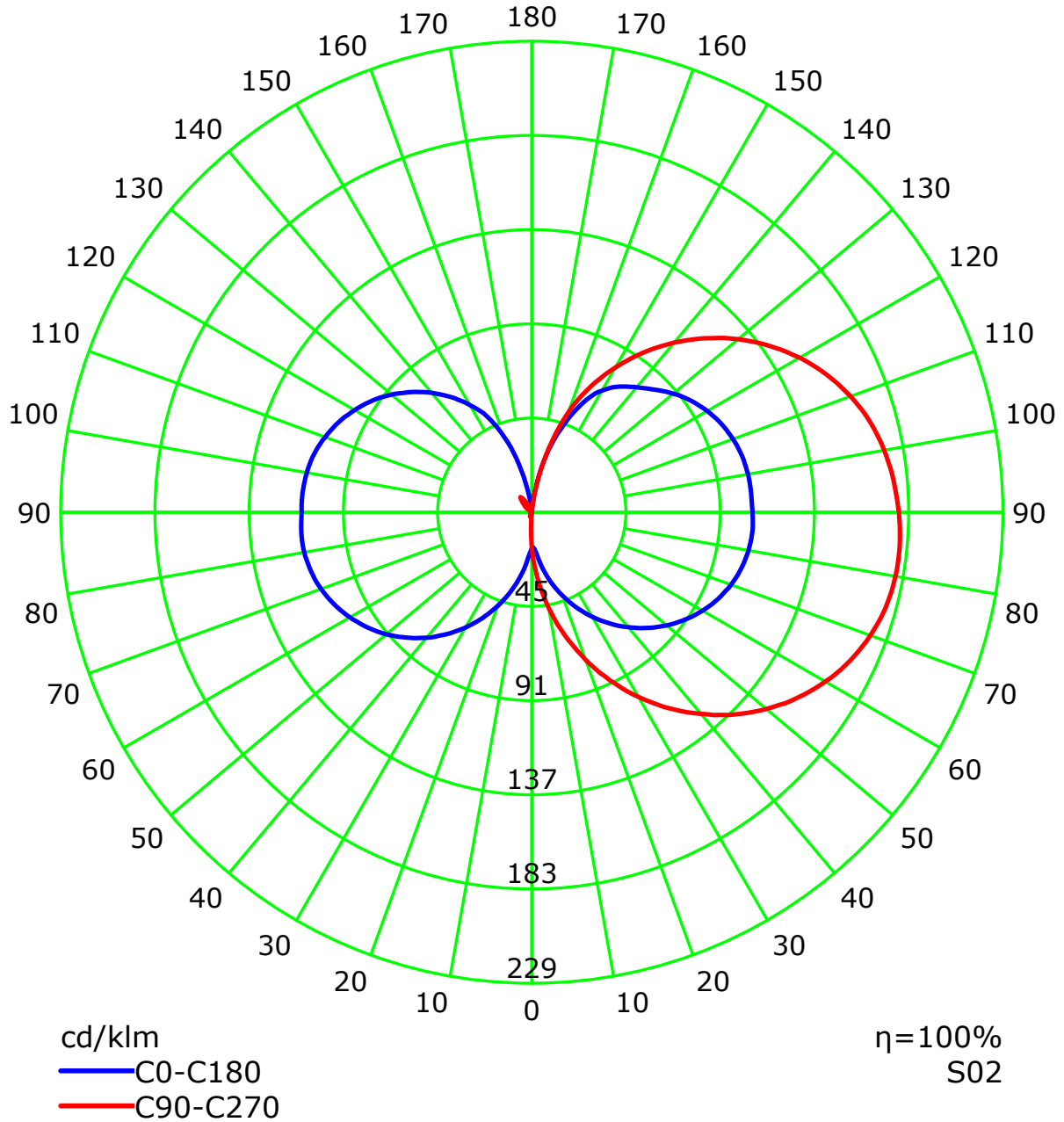
Gamma Plane (°):0.0-180.0:1.0

Distance: 14.210 m

Humidity: 49

Inspector:

Luminous Intensity Distribution Curve(cd/klm)



C Plane (°):0.0-360.0: 22.5

Test Lab: Bay Area Compliance Laboratories Corp Test Device: GPM-1900

Test Type: TYPE C

Temperature: 25.1 'C

Operator: Jade

Gamma Plane (°):0.0-180.0:1.0

Distance: 14.210 m

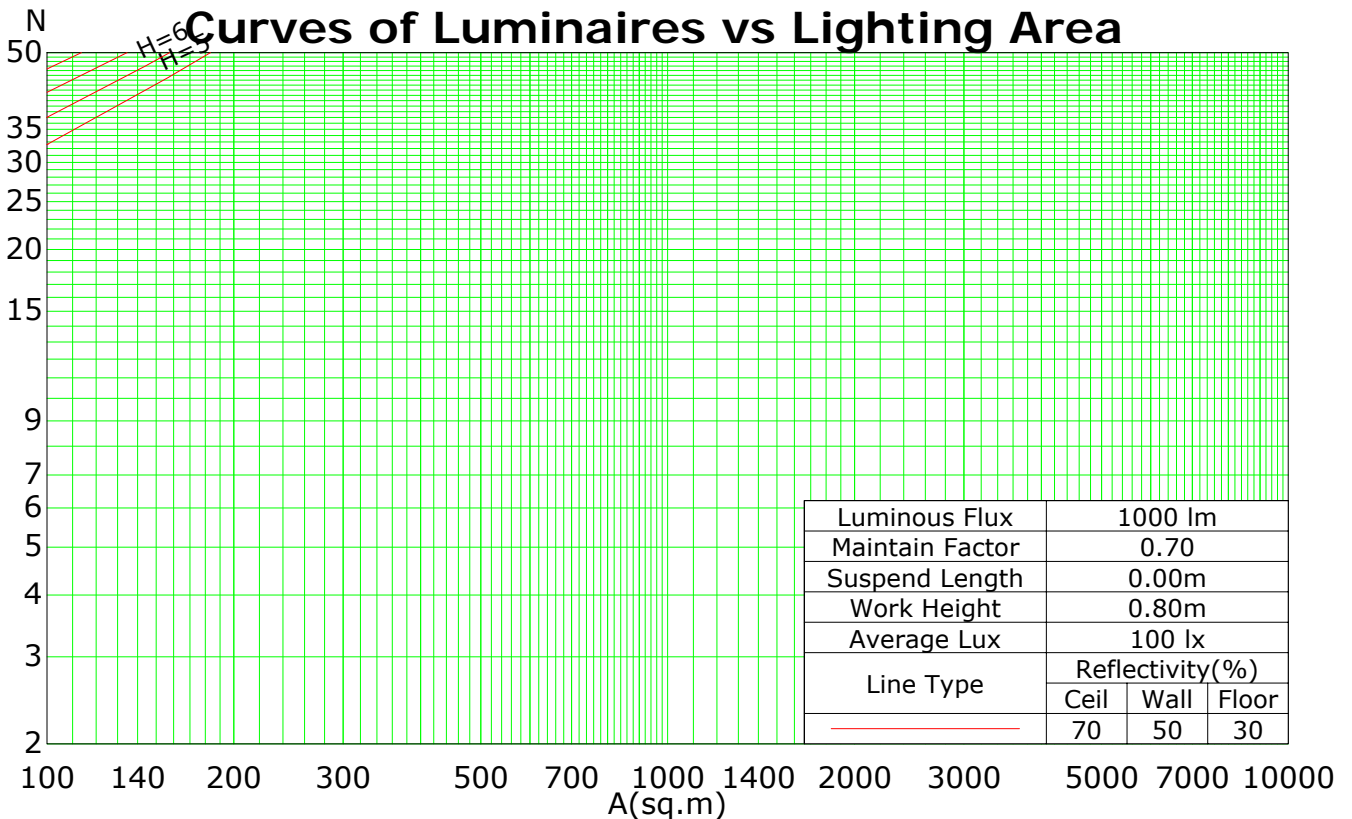
Humidity: 49

Inspector:

Coefficients Of Utilization - Zonal Cavity Method

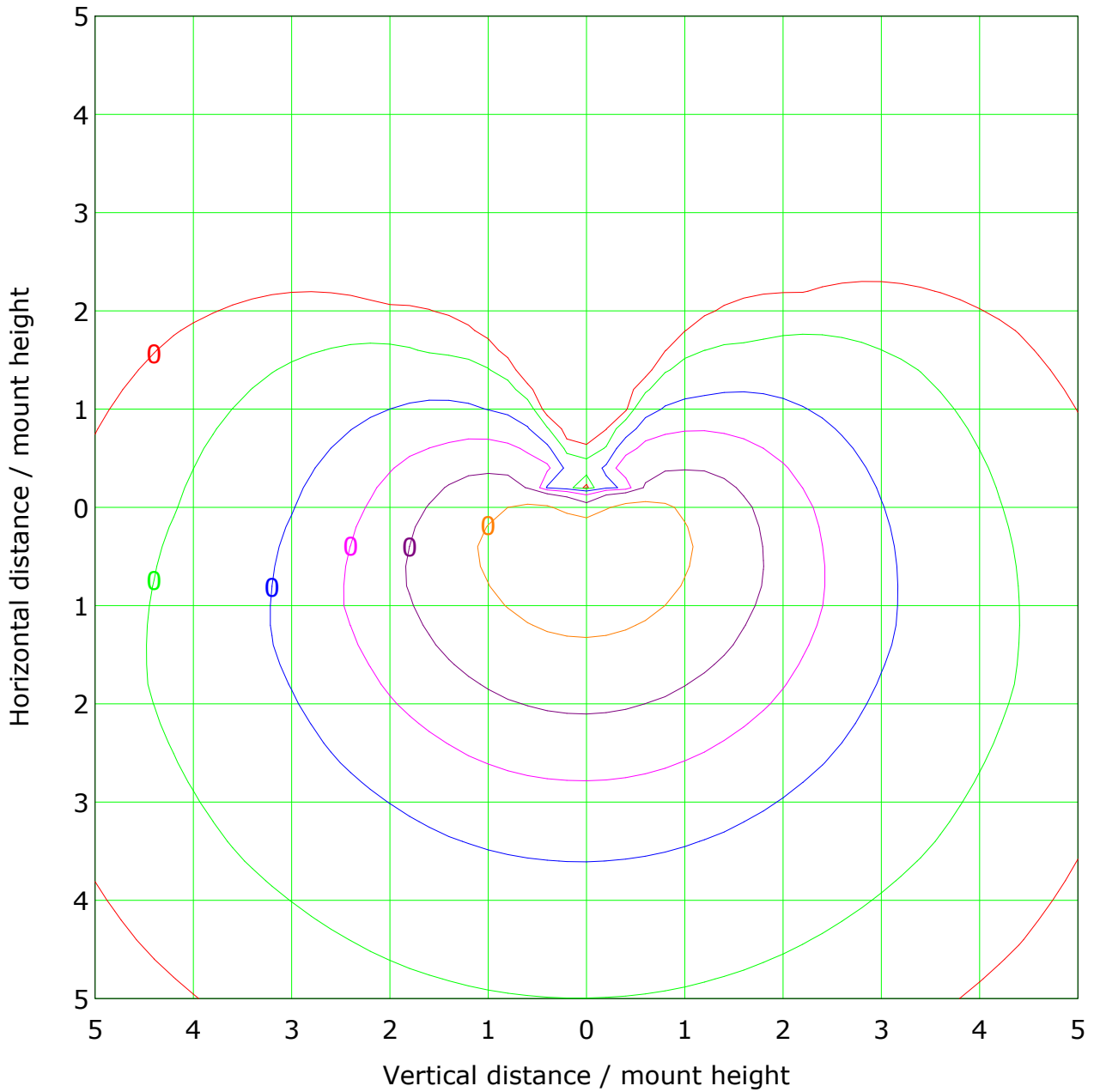
RC	0.8	0.8	0.8	0.8	0.7	0.7	0.7	0.7	0.5	0.5	0.5	0.3	0.3	0.3	0.1	0.1	0.1	0
RW	0.7	0.5	0.3	0.1	0.7	0.5	0.3	0.1	0.5	0.3	0.1	0.5	0.3	0.1	0.5	0.3	0.1	0
RCR	RF = 0.2																	
0	1.08	1.08	1.08	1.08	.99	.99	.99	.99	.84	.84	.84	.70	.70	.70	.58	.58	.58	.52
1	.92	.86	.80	.74	.85	.79	.73	.68	.65	.61	.57	.53	.50	.47	.42	.39	.37	.32
2	.82	.72	.63	.56	.74	.65	.58	.52	.54	.48	.43	.43	.39	.35	.34	.30	.27	.22
3	.73	.61	.52	.44	.67	.56	.47	.41	.46	.39	.34	.37	.31	.27	.28	.24	.21	.16
4	.66	.53	.43	.36	.60	.48	.40	.33	.40	.33	.27	.31	.26	.22	.24	.20	.16	.12
5	.60	.46	.37	.29	.55	.42	.34	.27	.35	.28	.22	.28	.22	.18	.21	.17	.13	.10
6	.55	.41	.32	.25	.50	.37	.29	.23	.31	.24	.19	.24	.19	.15	.19	.14	.11	.08
7	.51	.37	.27	.21	.46	.33	.25	.19	.28	.21	.16	.22	.17	.13	.17	.12	.09	.06
8	.47	.33	.24	.18	.43	.30	.22	.17	.25	.18	.14	.20	.15	.11	.15	.11	.08	.05
9	.43	.30	.21	.16	.39	.27	.20	.14	.23	.16	.12	.18	.13	.09	.14	.10	.07	.05
10	.40	.27	.19	.14	.37	.25	.18	.13	.21	.15	.10	.17	.12	.08	.13	.09	.06	.04

Spacing Criteria (0-180): 4.06
 Spacing Criteria (90-270): 3.74
 Spacing Criteria (Diagonal): 3.68



C Plane (°):0.0-360.0: 22.5	Gamma Plane (°):0.0-180.0:1.0
Test Lab: Bay Area Compliance Laboratories Corp (Kunshan)	Test Device: GPM-1900
Test Type: TYPE C	Distance: 14.210 m
Temperature: 25.1 'C	Humidity: 49
Operator: Jade	Inspector:

IsoLux Plot



Mounting Height: 10.0m Max Lux(100%): 0.9 lx

— (1%): 0.0 lx	— (2%): 0.0 lx
— (5%): 0.0 lx	— (10%): 0.1 lx
— (20%): 0.2 lx	— (50%): 0.4 lx

C Plane (°):0.0-360.0: 22.5

Test Lab: Bay Area Compliance Laboratories Corp (UK Division) Gamma Plane (°):0.0-180.0:1.0

Test Type: TYPE C TekU Drive: GPM-1900

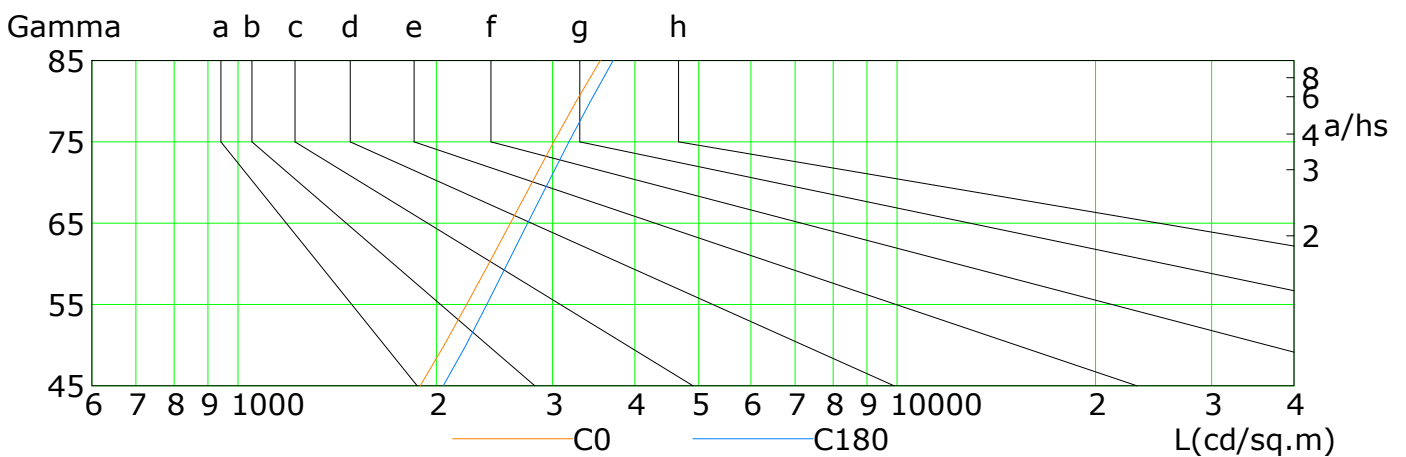
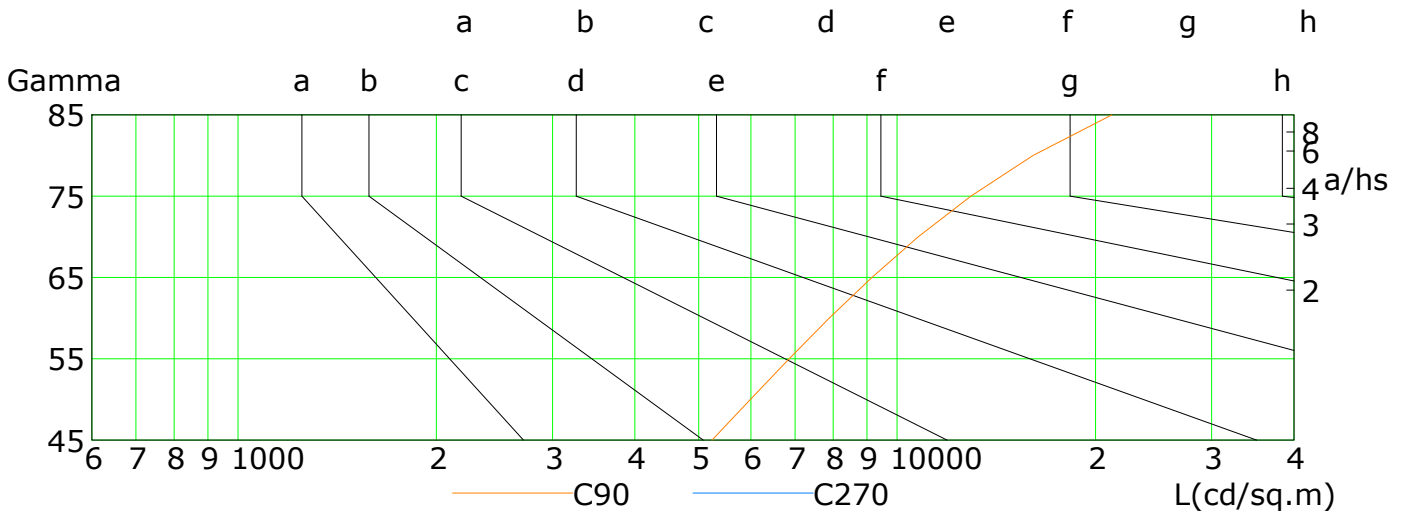
Temperature: 25.1 'C Distance: 14.210 m

Operator: Jade Humidity: 49

Inspector:

Lum Limit Curve

Dazzle	Quality	Illuminance (lx)							
		2000	1000	500	<=300				
1.15	A								
1.50	B								
1.85	C								
2.20	D								
2.55	E								



L(cd/sq.m)	G45	G50	G55	G60	G65	G70	G75	G80	G85
C0	1889	2055	2222	2400	2590	2793	3013	3260	3545
C90	5237	5989	6860	7888	9157	10766	12939	16074	21178
C180	2048	2217	2385	2562	2750	2956	3176	3426	3706
C270	13	14	16	19	20	24	34	49	74

C Plane (°):0.0-360.0: 22.5

Gamma Plane (°):0.0-180.0:1.0

Test Lab: Bay Area Compliance Laboratories Corp (Kunshan)

Test Device: GPM-1900

Test Type: TYPE C

Distance: 14.210 m

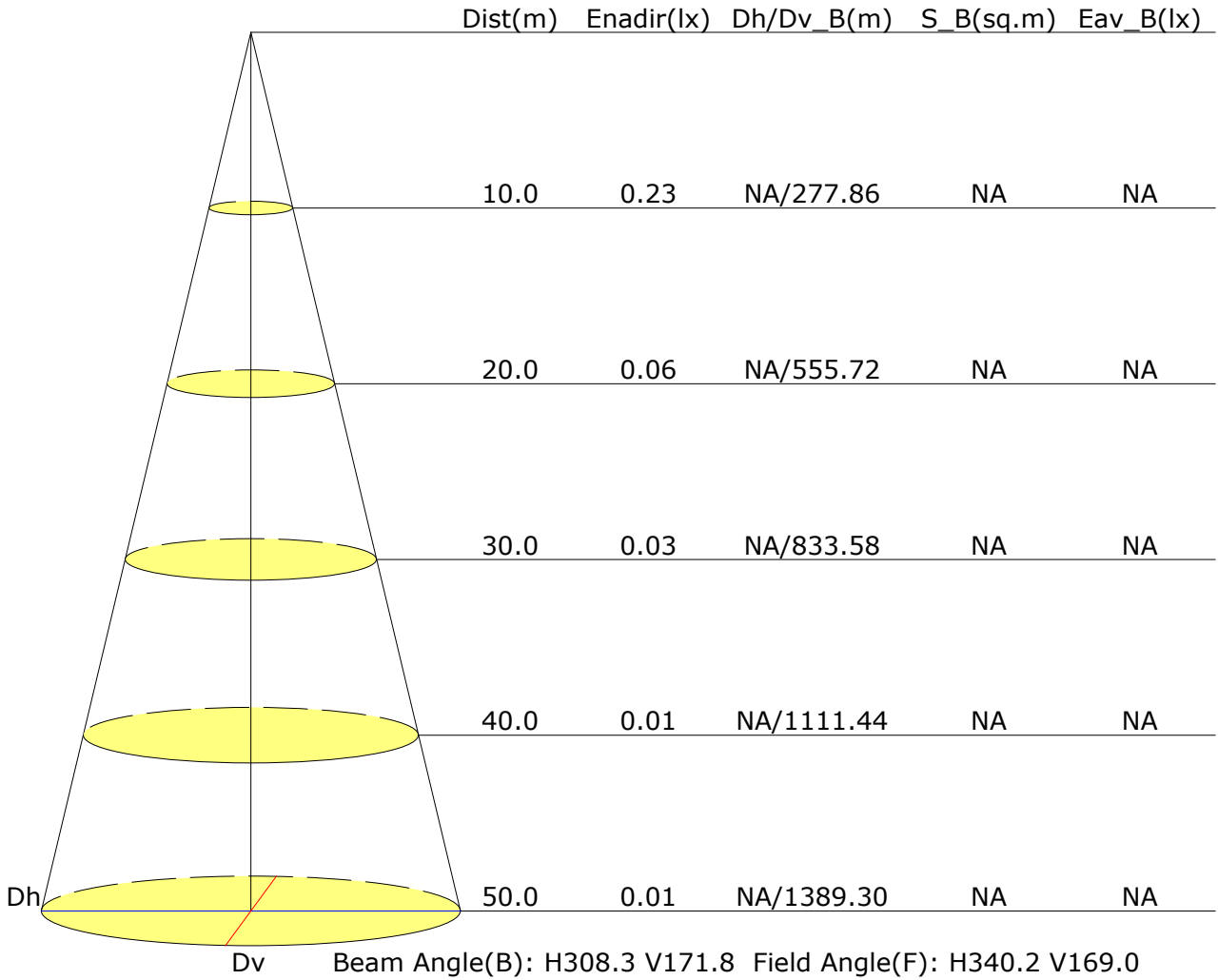
Temperature: 25.1 'C

Humidity: 49

Operator: Jade

Inspector:

Illuminance at a Distance



C Plane (°):0.0-360.0: 22.5

Test Lab: Bay Area Compliance Laboratories Corp (Kul Devar) Test Device: GPM-1900

Test Type: TYPE C

Temperature: 25.1 'C

Operator: Jade

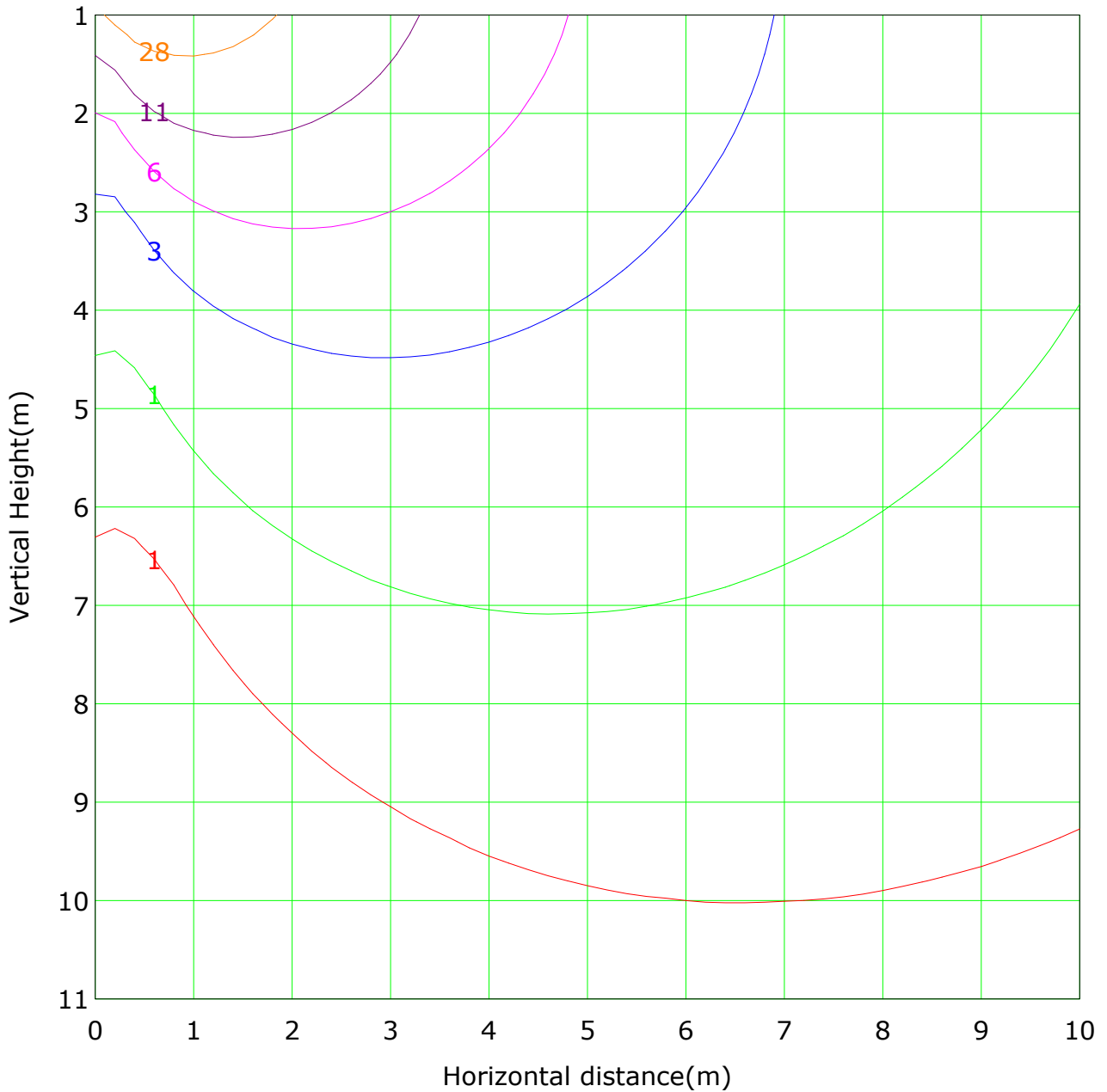
Gamma Plane (°):0.0-180.0:1.0

Distance: 14.210 m

Humidity: 49

Inspector:

Vertical IsoLux Plot



Lowest(m): 1.0m	Highest(m): 11.0m	Max Lux: 56.8 lx
(1%): 0.6 lx	(2%): 1.1 lx	(10%): 5.7 lx
(5%): 2.8 lx	(20%): 11.4 lx	(50%): 28.4 lx

C Plane (°):0.0-360.0: 22.5

Test Lab: Bay Area Compliance Laboratories Corp (Kunshan)

Test Type: TYPE C

Temperature: 25.1 'C

Operator: Jade

Gamma Plane (°):0.0-180.0:1.0

Test Device: GPM-1900

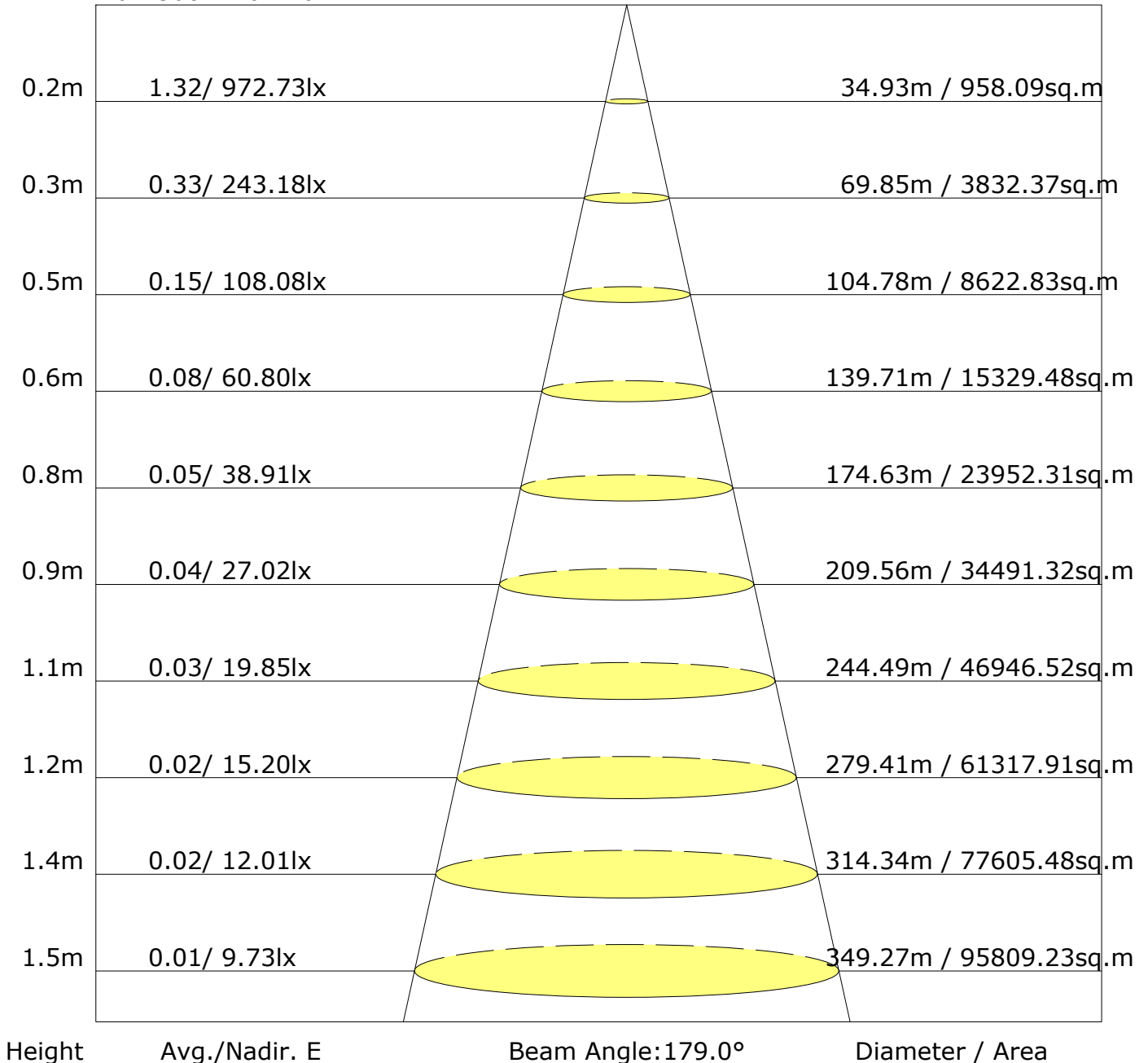
Distance: 14.210 m

Humidity: 49

Inspector:

The Average Illuminance Effective Figure

Flux Out: 1261.76lm



C Plane (°):0.0-360.0: 22.5

Test Lab: Bay Area Compliance Laboratories Corp (Kunshan)

Test Type: TYPE C

Temperature: 25.1 °C

Operator: Jade

Gamma Plane (°):0.0-180.0:1.0

Test Device: GPM-1900

Distance: 14.210 m

Humidity: 49

Inspector:

UGR Table

Reflectance:															
Ceiling (cavity)	0.7	0.7	0.5	0.5	0.3	0.7	0.7	0.5	0.5	0.3					
Wall	0.5	0.3	0.5	0.3	0.3	0.5	0.3	0.5	0.3	0.3					
Reference plane	0.2	0.2	0.2	0.2	0.2	0.2	0.2	0.2	0.2	0.2					
Room dimensions	Viewed crosswise					Viewed endwise									
X=2H Y=2H	12.9	14.0	13.8	14.9	16.1	15.0	16.1	15.9	17.0	18.1					
3H	15.8	16.7	16.7	17.6	18.9	18.4	19.3	19.3	20.2	21.4					
4H	17.2	18.1	18.1	19.0	20.3	20.2	21.0	21.1	22.0	23.2					
6H	18.7	19.5	19.6	20.4	21.7	22.0	22.8	22.9	23.8	25.0					
8H	19.4	20.1	20.3	21.1	22.4	23.0	23.7	23.9	24.7	26.0					
12H	20.0	20.8	21.0	21.8	23.0	23.9	24.7	24.9	25.7	26.9					
X=4H Y=2H	14.3	15.2	15.2	16.1	17.3	15.7	16.6	16.6	17.5	18.8					
3H	17.2	18.0	18.2	19.0	20.2	19.2	19.9	20.1	20.9	22.2					
4H	18.8	19.5	19.7	20.5	21.7	21.1	21.8	22.0	22.7	24.0					
6H	20.3	21.0	21.3	21.9	23.2	23.1	23.7	24.0	24.7	26.0					
8H	21.1	21.6	22.1	22.6	24.0	24.1	24.7	25.1	25.7	27.0					
12H	21.8	22.3	22.8	23.3	24.6	25.2	25.7	26.1	26.7	28.0					
X=8H Y=4H	19.6	20.2	20.6	21.2	22.5	21.4	22.0	22.4	23.0	24.3					
6H	21.4	21.9	22.4	22.9	24.2	23.6	24.1	24.6	25.1	26.5					
8H	22.3	22.8	23.3	23.8	25.1	24.8	25.2	25.8	26.2	27.6					
12H	23.2	23.6	24.2	24.6	26.0	26.0	26.4	27.1	27.5	28.8					
X=12H Y=4H	19.8	20.4	20.8	21.4	22.7	21.5	22.0	22.5	23.0	24.4					
6H	21.7	22.2	22.7	23.2	24.5	23.7	24.2	24.8	25.2	26.5					
8H	22.7	23.1	23.8	24.2	25.5	25.0	25.4	26.0	26.4	27.8					
Variations with the observer position at spacings:															
S=1.0H						+0.3/-0.3					+0.6/-0.6				
S=1.5H						+0.5/-0.6					+1.1/-1.3				
S=2.0H						+0.8/-0.9					+1.6/-2.0				

Calculate in accordance with CIE Pub.117. The table is revised with 1281lm ($8\log(F/F_0) = 0.9$).

C Plane (°):0.0-360.0: 22.5

Gamma Plane (°):0.0-180.0:1.0

Test Lab: Bay Area Compliance Laboratories Corp (Kunshan) Test Device: GPM-1900

Test Type: TYPE C

Distance: 14.210 m

Temperature: 25.1 'C

Humidity: 49

Operator: Jade

Inspector:

Zonal Lumen

Gamma [°]	I _{mean} [cd]	Zonal Flux [lm]	Sum Zonal Flux [lm]	Rel Zonal Flux [%]	Sum Rel Zonal Flux [%]
0.0-1.0	22.6	0.0	0.0	0.00	0.00
1.0-2.0	22.6	0.1	0.1	0.01	0.01
2.0-3.0	22.8	0.1	0.2	0.01	0.02
3.0-4.0	23.2	0.2	0.4	0.01	0.03
4.0-5.0	23.9	0.2	0.6	0.02	0.04
5.0-6.0	24.8	0.3	0.8	0.02	0.06
6.0-7.0	25.9	0.3	1.1	0.03	0.09
7.0-8.0	27.1	0.4	1.5	0.03	0.12
8.0-9.0	28.5	0.5	2.0	0.04	0.16
9.0-10.0	30.0	0.5	2.5	0.04	0.20
10.0-11.0	31.5	0.6	3.2	0.05	0.25
11.0-12.0	33.1	0.7	3.9	0.06	0.30
12.0-13.0	34.8	0.8	4.7	0.06	0.37
13.0-14.0	36.4	0.9	5.6	0.07	0.44
14.0-15.0	38.1	1.0	6.7	0.08	0.52
15.0-16.0	39.8	1.2	7.9	0.09	0.61
16.0-17.0	41.5	1.3	9.1	0.10	0.71
17.0-18.0	43.3	1.4	10.6	0.11	0.83
18.0-19.0	45.1	1.6	12.1	0.12	0.95
19.0-20.0	47.1	1.7	13.9	0.13	1.08
20.0-21.0	49.1	1.9	15.8	0.15	1.23
21.0-22.0	51.1	2.1	17.8	0.16	1.39
22.0-23.0	53.1	2.2	20.0	0.17	1.56
23.0-24.0	55.1	2.4	22.4	0.19	1.75
24.0-25.0	57.1	2.6	25.0	0.20	1.95
25.0-26.0	59.1	2.8	27.8	0.22	2.17
26.0-27.0	61.1	3.0	30.8	0.23	2.41
27.0-28.0	63.1	3.2	34.0	0.25	2.65
28.0-29.0	65.1	3.4	37.4	0.27	2.92
29.0-30.0	67.0	3.6	41.0	0.28	3.20
30.0-31.0	69.0	3.8	44.9	0.30	3.50
31.0-32.0	70.9	4.1	48.9	0.32	3.82
32.0-33.0	72.8	4.3	53.2	0.33	4.15
33.0-34.0	74.7	4.5	57.8	0.35	4.51
34.0-35.0	76.6	4.8	62.5	0.37	4.88
35.0-36.0	78.5	5.0	67.5	0.39	5.27

C Plane (°):0.0-360.0: 22.5

Test Lab: Bay Area Compliance Laboratories Corp (Kunshan) (Kunshan) GPM-1900

Test Type: TYPE C

Temperature: 25.1 'C

Operator: Jade

Gamma Plane (°):0.0-180.0:1.0

Distance: 14.210 m

Humidity: 49

Inspector:

Zonal Lumen (Continue 1)

Gamma [°]	Imean [cd]	Zonal Flux [lm]	Sum Zonal Flux [lm]	Rel Zonal Flux [%]	Sum Rel Zonal Flux [%]
36.0-37.0	80.3	5.2	72.8	0.41	5.68
37.0-38.0	82.2	5.5	78.2	0.43	6.11
38.0-39.0	83.9	5.7	84.0	0.45	6.55
39.0-40.0	85.7	6.0	89.9	0.47	7.02
40.0-41.0	87.5	6.2	96.2	0.49	7.51
41.0-42.0	89.3	6.5	102.7	0.51	8.01
42.0-43.0	91.1	6.7	109.4	0.53	8.54
43.0-44.0	92.8	7.0	116.4	0.55	9.08
44.0-45.0	94.5	7.3	123.7	0.57	9.65
45.0-46.0	96.0	7.5	131.2	0.59	10.24
46.0-47.0	97.6	7.8	139.0	0.61	10.84
47.0-48.0	99.1	8.0	147.0	0.63	11.47
48.0-49.0	100.6	8.3	155.2	0.64	12.11
49.0-50.0	102.1	8.5	163.8	0.66	12.78
50.0-51.0	103.6	8.8	172.5	0.68	13.46
51.0-52.0	104.9	9.0	181.5	0.70	14.17
52.0-53.0	106.3	9.3	190.8	0.72	14.89
53.0-54.0	107.7	9.5	200.3	0.74	15.63
54.0-55.0	109.0	9.7	210.0	0.76	16.39
55.0-56.0	110.3	10.0	220.0	0.78	17.17
56.0-57.0	111.6	10.2	230.2	0.80	17.96
57.0-58.0	112.9	10.4	240.6	0.81	18.78
58.0-59.0	114.1	10.7	251.3	0.83	19.61
59.0-60.0	115.3	10.9	262.2	0.85	20.46
60.0-61.0	116.4	11.1	273.3	0.87	21.33
61.0-62.0	117.5	11.3	284.6	0.88	22.21
62.0-63.0	118.6	11.5	296.2	0.90	23.11
63.0-64.0	119.6	11.7	307.9	0.92	24.03
64.0-65.0	120.6	11.9	319.8	0.93	24.96
65.0-66.0	121.6	12.1	332.0	0.95	25.90
66.0-67.0	122.5	12.3	344.3	0.96	26.87
67.0-68.0	123.4	12.5	356.8	0.98	27.84
68.0-69.0	124.2	12.7	369.5	0.99	28.83
69.0-70.0	125.0	12.8	382.3	1.00	29.83
70.0-71.0	125.8	13.0	395.3	1.01	30.85
71.0-72.0	126.4	13.1	408.5	1.03	31.87

C Plane (°):0.0-360.0: 22.5

Test Lab: Bay Area Compliance Laboratories Corp (Kunshan) Test Date: GPM-1900

Test Type: TYPE C

Temperature: 25.1 'C

Operator: Jade

Gamma Plane (°):0.0-180.0:1.0

Distance: 14.210 m

Humidity: 49

Inspector:

Zonal Lumen (Continue 2)

Gamma [°]	Imean [cd]	Zonal Flux [lm]	Sum Zonal Flux [lm]	Rel Zonal Flux [%]	Sum Rel Zonal Flux [%]
72.0-73.0	127.1	13.3	421.7	1.04	32.91
73.0-74.0	127.7	13.4	435.2	1.05	33.96
74.0-75.0	128.2	13.6	448.7	1.06	35.02
75.0-76.0	128.7	13.7	462.4	1.07	36.08
76.0-77.0	129.2	13.8	476.2	1.07	37.16
77.0-78.0	129.6	13.9	490.0	1.08	38.24
78.0-79.0	129.9	14.0	504.0	1.09	39.33
79.0-80.0	130.2	14.0	518.0	1.10	40.42
80.0-81.0	130.5	14.1	532.2	1.10	41.53
81.0-82.0	130.7	14.2	546.3	1.11	42.63
82.0-83.0	130.8	14.2	560.5	1.11	43.74
83.0-84.0	130.9	14.3	574.8	1.11	44.85
84.0-85.0	130.9	14.3	589.1	1.11	45.97
85.0-86.0	130.8	14.3	603.4	1.12	47.09
86.0-87.0	130.8	14.3	617.7	1.12	48.20
87.0-88.0	130.6	14.3	632.0	1.12	49.32
88.0-89.0	130.5	14.3	646.3	1.12	50.44
89.0-90.0	130.3	14.3	660.6	1.11	51.55
90.0-91.0	130.1	14.3	674.9	1.11	52.66
91.0-92.0	129.9	14.2	689.1	1.11	53.77
92.0-93.0	129.7	14.2	703.3	1.11	54.88
93.0-94.0	129.5	14.2	717.5	1.11	55.99
94.0-95.0	129.2	14.1	731.6	1.10	57.09
95.0-96.0	128.9	14.1	745.7	1.10	58.19
96.0-97.0	128.5	14.0	759.7	1.09	59.28
97.0-98.0	128.1	13.9	773.6	1.09	60.37
98.0-99.0	127.6	13.8	787.5	1.08	61.45
99.0-100.0	127.1	13.7	801.2	1.07	62.52
100.0-101.0	126.5	13.6	814.9	1.06	63.59
101.0-102.0	125.9	13.5	828.4	1.06	64.64
102.0-103.0	125.3	13.4	841.8	1.05	65.69
103.0-104.0	124.6	13.3	855.1	1.04	66.73
104.0-105.0	123.9	13.2	868.3	1.03	67.75
105.0-106.0	123.2	13.0	881.3	1.02	68.77
106.0-107.0	122.5	12.9	894.1	1.00	69.77
107.0-108.0	121.7	12.7	906.9	0.99	70.77

C Plane (°):0.0-360.0: 22.5

Test Lab: Bay Area Compliance Laboratories Corp (Kunshan) Test Device: GPM-1900

Test Type: TYPE C

Temperature: 25.1 'C

Operator: Jade

Gamma Plane (°):0.0-180.0:1.0

Distance: 14.210 m

Humidity: 49

Inspector:

Zonal Lumen (Continue 3)

Gamma [°]	Imean [cd]	Zonal Flux [lm]	Sum Zonal Flux [lm]	Rel Zonal Flux [%]	Sum Rel Zonal Flux [%]
108.0-109.0	120.8	12.6	919.4	0.98	71.75
109.0-110.0	119.9	12.4	931.8	0.97	72.71
110.0-111.0	119.0	12.2	944.1	0.95	73.67
111.0-112.0	118.0	12.0	956.1	0.94	74.61
112.0-113.0	117.1	11.9	968.0	0.93	75.53
113.0-114.0	116.1	11.7	979.6	0.91	76.44
114.0-115.0	115.1	11.5	991.1	0.90	77.34
115.0-116.0	114.0	11.3	1002.4	0.88	78.22
116.0-117.0	112.9	11.1	1013.5	0.86	79.09
117.0-118.0	111.8	10.9	1024.4	0.85	79.93
118.0-119.0	110.6	10.7	1035.0	0.83	80.77
119.0-120.0	109.4	10.4	1045.5	0.82	81.58
120.0-121.0	108.2	10.2	1055.7	0.80	82.38
121.0-122.0	106.9	10.0	1065.7	0.78	83.16
122.0-123.0	105.6	9.8	1075.5	0.76	83.92
123.0-124.0	104.3	9.5	1085.0	0.74	84.67
124.0-125.0	102.9	9.3	1094.3	0.73	85.39
125.0-126.0	101.5	9.1	1103.4	0.71	86.10
126.0-127.0	100.1	8.8	1112.2	0.69	86.79
127.0-128.0	98.7	8.6	1120.8	0.67	87.46
128.0-129.0	97.2	8.3	1129.1	0.65	88.11
129.0-130.0	95.7	8.1	1137.2	0.63	88.74
130.0-131.0	94.2	7.9	1145.1	0.61	89.35
131.0-132.0	92.8	7.6	1152.7	0.59	89.95
132.0-133.0	91.3	7.4	1160.1	0.58	90.52
133.0-134.0	89.7	7.1	1167.2	0.56	91.08
134.0-135.0	88.2	6.9	1174.1	0.54	91.62
135.0-136.0	86.6	6.7	1180.7	0.52	92.14
136.0-137.0	85.1	6.4	1187.2	0.50	92.64
137.0-138.0	83.5	6.2	1193.4	0.48	93.12
138.0-139.0	82.0	6.0	1199.3	0.47	93.59
139.0-140.0	80.4	5.7	1205.0	0.45	94.03
140.0-141.0	78.8	5.5	1210.5	0.43	94.46
141.0-142.0	77.1	5.3	1215.8	0.41	94.87
142.0-143.0	75.3	5.0	1220.8	0.39	95.27
143.0-144.0	73.5	4.8	1225.6	0.37	95.64

C Plane (°):0.0-360.0: 22.5

Test Lab: Bay Area Compliance Laboratories Corp (Kunshan)

Test Type: TYPE C

Temperature: 25.1 'C

Operator: Jade

Gamma Plane (°):0.0-180.0:1.0

Test Device: GPM-1900

Distance: 14.210 m

Humidity: 49

Inspector:

Zonal Lumen (Continue 4)

Gamma [°]	I _{mean} [cd]	Zonal Flux [lm]	Sum Zonal Flux [lm]	Rel Zonal Flux [%]	Sum Rel Zonal Flux [%]
144.0-145.0	71.7	4.6	1230.2	0.36	96.00
145.0-146.0	69.8	4.3	1234.5	0.34	96.33
146.0-147.0	67.8	4.1	1238.6	0.32	96.66
147.0-148.0	65.8	3.9	1242.5	0.30	96.96
148.0-149.0	63.9	3.7	1246.2	0.29	97.24
149.0-150.0	61.9	3.4	1249.6	0.27	97.51
150.0-151.0	60.0	3.2	1252.9	0.25	97.77
151.0-152.0	58.0	3.0	1255.9	0.24	98.00
152.0-153.0	56.0	2.8	1258.7	0.22	98.22
153.0-154.0	53.9	2.6	1261.4	0.21	98.43
154.0-155.0	51.7	2.4	1263.8	0.19	98.62
155.0-156.0	49.6	2.3	1266.1	0.18	98.80
156.0-157.0	47.4	2.1	1268.1	0.16	98.96
157.0-158.0	45.3	1.9	1270.0	0.15	99.11
158.0-159.0	43.0	1.7	1271.8	0.13	99.24
159.0-160.0	40.6	1.6	1273.3	0.12	99.36
160.0-161.0	38.2	1.4	1274.7	0.11	99.47
161.0-162.0	35.7	1.2	1276.0	0.10	99.57
162.0-163.0	33.1	1.1	1277.0	0.09	99.65
163.0-164.0	30.4	0.9	1278.0	0.07	99.73
164.0-165.0	27.6	0.8	1278.8	0.06	99.79
165.0-166.0	24.7	0.7	1279.5	0.05	99.84
166.0-167.0	21.6	0.6	1280.0	0.04	99.89
167.0-168.0	18.6	0.4	1280.5	0.03	99.92
168.0-169.0	15.6	0.3	1280.8	0.03	99.95
169.0-170.0	12.6	0.3	1281.1	0.02	99.97
170.0-171.0	9.7	0.2	1281.2	0.01	99.98
171.0-172.0	7.1	0.1	1281.4	0.01	99.99
172.0-173.0	4.8	0.1	1281.4	0.01	99.99
173.0-174.0	3.0	0.0	1281.5	0.00	100.00
174.0-175.0	1.7	0.0	1281.5	0.00	100.00
175.0-176.0	0.9	0.0	1281.5	0.00	100.00
176.0-177.0	0.5	0.0	1281.5	0.00	100.00
177.0-178.0	0.3	0.0	1281.5	0.00	100.00
178.0-179.0	0.2	0.0	1281.5	0.00	100.00
179.0-180.0	0.1	0.0	1281.5	0.00	100.00

C Plane (°):0.0-360.0: 22.5

Test Lab: Bay Area Compliance Laboratories Corp (Kunshan) (Kunshan) GPM-1900

Test Type: TYPE C

Temperature: 25.1 'C

Operator: Jade

Gamma Plane (°):0.0-180.0:1.0

Distance: 14.210 m

Humidity: 49

Inspector:

Candlepower Table

Unit: cd

G\C	C0.0	C22.5	C45.0	C67.5	C90.0	C112.5	C135.0	C157.5	C180.0	C202.5
G0.0	22.6	22.6	22.6	22.6	22.6	22.6	22.6	22.6	22.6	22.6
G1.0	22.1	23.7	24.9	26.1	26.3	26.1	25.8	24.6	23.4	21.7
G2.0	22.0	24.9	27.1	29.2	30.2	29.6	28.8	26.7	24.5	21.0
G3.0	22.3	26.6	29.7	32.5	33.8	33.2	31.9	28.9	25.8	20.5
G4.0	23.1	28.5	32.9	35.9	37.5	37.1	35.0	31.3	27.3	20.3
G5.0	24.1	30.9	35.9	39.7	41.2	40.8	38.5	33.8	29.3	20.2
G6.0	25.4	33.3	39.1	43.4	45.5	44.5	41.8	36.6	31.6	19.8
G7.0	27.1	35.9	42.4	47.1	49.3	48.6	45.1	39.3	33.7	19.3
G8.0	29.3	38.6	46.2	50.9	53.1	52.4	48.7	42.3	36.0	18.7
G9.0	31.5	41.5	49.6	54.7	56.9	56.1	51.8	45.4	38.2	17.8
G10.0	33.7	44.6	52.6	58.7	60.8	59.8	55.3	48.5	40.3	16.6
G11.0	35.9	47.9	56.1	62.6	64.3	63.5	58.7	51.7	42.6	15.2
G12.0	38.1	51.1	59.7	66.4	68.3	67.2	62.2	55.0	44.9	13.7
G13.0	40.2	54.3	63.0	70.4	72.2	71.2	65.5	58.2	47.0	11.9
G14.0	42.4	57.7	66.7	73.9	75.7	74.8	68.6	61.3	49.2	9.9
G15.0	44.7	61.1	70.1	77.6	79.4	78.3	72.1	64.4	51.5	8.0
G16.0	46.7	64.3	73.3	81.3	83.1	81.6	75.4	67.4	53.6	6.4
G17.0	48.9	68.0	76.4	85.1	86.6	85.4	78.6	70.7	55.7	5.3
G18.0	50.8	71.3	80.0	88.5	90.5	88.9	81.8	73.5	57.8	4.2
G19.0	53.1	74.8	83.4	92.7	94.0	92.6	85.4	76.4	60.1	3.5
G20.0	55.1	78.1	87.0	96.2	98.1	96.3	88.9	79.9	62.3	3.0
G21.0	57.1	81.2	90.3	100.1	101.8	99.7	92.3	83.0	64.4	3.0
G22.0	59.4	84.3	93.5	103.8	105.3	103.3	95.7	86.0	66.4	3.3
G23.0	61.5	87.7	97.3	107.4	109.1	106.9	99.1	89.1	68.6	3.9
G24.0	63.4	90.9	100.5	111.1	112.3	110.5	102.7	92.0	70.7	4.9
G25.0	65.5	94.0	104.2	114.8	116.2	114.0	105.8	94.9	73.0	6.1
G26.0	67.5	97.5	108.0	118.3	119.4	117.3	109.6	97.9	75.0	7.4
G27.0	69.5	100.8	111.5	121.5	123.0	120.6	112.9	101.2	77.1	9.0
G28.0	71.5	103.8	115.2	125.2	126.7	123.8	116.2	104.0	79.1	10.7
G29.0	73.6	107.2	118.2	128.8	130.1	127.3	119.5	107.0	81.1	12.4
G30.0	75.3	110.3	121.7	132.0	133.2	130.7	122.8	109.7	83.3	14.2
G31.0	77.4	113.5	125.5	135.5	136.6	134.0	126.1	112.8	85.3	16.0
G32.0	79.4	116.6	129.1	139.0	139.9	137.2	129.3	115.6	87.3	18.3
G33.0	81.2	119.5	132.4	142.1	143.1	140.3	132.2	118.4	89.1	20.4
G34.0	83.0	122.8	135.5	145.3	146.5	143.3	135.5	121.3	91.2	22.7
G35.0	84.8	125.7	138.9	148.7	149.7	146.6	138.8	124.0	93.1	25.0
G36.0	86.8	128.9	142.3	152.1	152.6	149.7	141.8	126.6	95.0	27.2

C Plane (°):0.0-360.0: 22.5

Gamma Plane (°):0.0-180.0:1.0

Test Lab: Bay Area Compliance Laboratories Corp (Kunshan) (Shanghai) GPM-1900

Test Type: TYPE C

Distance: 14.210 m

Temperature: 25.1 'C

Humidity: 49

Operator: Jade

Inspector:

Candlepower Table (Continue 1)

Unit: cd

G\C	C0.0	C22.5	C45.0	C67.5	C90.0	C112.5	C135.0	C157.5	C180.0	C202.5
G37.0	88.6	131.8	145.5	155.0	155.8	152.9	144.6	129.6	96.7	29.4
G38.0	90.5	135.0	148.8	158.1	158.8	155.6	147.8	132.2	98.8	31.3
G39.0	92.1	137.9	151.8	161.4	161.6	158.4	150.7	134.7	100.7	33.2
G40.0	93.8	140.7	154.9	164.3	164.5	161.6	153.5	137.4	102.5	35.6
G41.0	95.6	143.5	158.0	167.4	167.4	164.5	156.4	139.9	104.1	38.6
G42.0	97.2	146.2	160.9	170.2	170.6	167.2	159.1	142.3	105.8	41.0
G43.0	99.1	149.0	164.1	173.0	173.3	170.1	162.0	144.7	107.6	43.1
G44.0	100.6	151.7	167.1	176.2	176.2	172.7	164.7	147.3	109.2	45.1
G45.0	102.3	154.3	169.9	178.9	178.8	175.4	167.2	149.6	110.8	46.8
G46.0	103.9	156.8	173.0	181.6	181.4	178.1	169.8	151.9	112.4	48.3
G47.0	105.5	159.4	175.8	184.3	184.0	180.6	172.7	154.1	114.1	49.8
G48.0	107.0	162.1	178.5	187.0	186.5	183.1	175.1	156.4	115.7	51.2
G49.0	108.5	164.5	181.1	189.5	189.0	185.8	177.5	158.5	117.2	52.6
G50.0	110.1	167.0	183.9	192.3	191.4	188.1	180.1	160.5	118.8	54.2
G51.0	111.6	169.3	186.4	194.7	193.6	190.3	182.4	162.6	120.2	55.8
G52.0	113.0	171.5	188.9	197.1	195.9	192.5	184.6	164.5	121.6	57.3
G53.0	114.3	173.7	191.4	199.4	198.4	194.8	186.8	166.4	122.9	59.0
G54.0	115.6	175.8	193.7	201.6	200.5	196.9	189.0	168.2	124.2	60.9
G55.0	117.0	177.9	196.3	203.9	202.4	199.0	191.2	170.0	125.5	62.6
G56.0	118.3	179.9	198.6	206.1	204.5	200.9	193.2	172.0	126.8	64.3
G57.0	119.6	181.8	200.9	208.1	206.4	203.0	195.1	173.6	127.9	66.1
G58.0	120.8	183.7	203.1	210.0	208.2	204.9	197.0	175.2	129.0	68.0
G59.0	122.0	185.5	205.2	212.0	210.0	206.6	198.9	176.8	130.4	69.8
G60.0	123.1	187.6	207.2	213.9	211.7	208.3	201.0	178.3	131.4	71.5
G61.0	124.2	189.2	209.1	215.6	213.6	209.9	202.6	179.7	132.5	73.6
G62.0	125.4	190.9	211.1	217.3	215.2	211.7	204.3	181.1	133.5	75.3
G63.0	126.4	192.4	212.9	219.2	216.8	213.1	205.8	182.5	134.5	77.0
G64.0	127.4	193.9	214.6	220.7	218.2	214.5	207.3	183.7	135.4	78.8
G65.0	128.4	195.4	216.3	222.2	219.5	215.9	208.8	184.9	136.3	80.6
G66.0	129.3	196.8	217.9	223.6	220.8	217.2	210.1	186.0	137.2	82.4
G67.0	130.0	198.3	219.6	224.9	222.0	218.3	211.6	187.1	138.0	84.1
G68.0	130.8	199.5	221.1	226.1	223.1	219.4	212.9	188.3	138.8	85.7
G69.0	131.8	200.7	222.4	227.3	224.2	220.8	214.0	189.2	139.5	87.2
G70.0	132.5	201.8	223.7	228.4	225.2	221.7	215.2	190.1	140.3	89.0
G71.0	133.2	202.8	224.9	229.4	226.1	222.6	216.1	190.9	140.9	90.3
G72.0	133.9	203.8	226.0	230.4	226.9	223.5	217.1	191.6	141.5	91.6
G73.0	134.5	204.8	227.1	231.4	227.8	224.2	217.9	192.2	142.0	93.0

C Plane (°):0.0-360.0: 22.5

Gamma Plane (°):0.0-180.0:1.0

Test Lab: Bay Area Compliance Laboratories Corp (Kunshan) (Kunshan) GPM-1900

Test Type: TYPE C

Distance: 14.210 m

Temperature: 25.1 'C

Humidity: 49

Operator: Jade

Inspector:

Candlepower Table (Continue 2)

Unit: cd

G\C	C0.0	C22.5	C45.0	C67.5	C90.0	C112.5	C135.0	C157.5	C180.0	C202.5
G74.0	135.0	205.7	228.2	232.1	228.5	224.8	218.7	192.8	142.5	94.1
G75.0	135.5	206.4	229.1	232.9	229.1	225.4	219.4	193.4	142.9	95.1
G76.0	136.0	207.0	229.9	233.6	229.5	225.8	220.1	194.1	143.3	96.1
G77.0	136.4	207.7	230.7	234.1	230.0	226.3	220.6	194.5	143.6	97.0
G78.0	136.8	208.2	231.4	234.5	230.4	226.7	221.1	194.9	143.9	97.8
G79.0	137.2	208.7	232.0	234.9	230.6	227.0	221.4	195.1	144.3	98.5
G80.0	137.5	209.3	232.4	235.1	230.8	227.2	221.9	195.3	144.5	99.1
G81.0	137.7	209.6	232.8	235.3	231.0	227.4	222.2	195.4	144.6	99.6
G82.0	138.0	209.9	233.2	235.4	231.1	227.5	222.4	195.5	144.7	100.1
G83.0	138.2	210.1	233.4	235.5	231.0	227.5	222.5	195.5	144.8	100.4
G84.0	138.3	210.3	233.6	235.5	231.0	227.4	222.5	195.5	144.7	100.4
G85.0	138.4	210.1	233.7	235.6	230.8	227.3	222.3	195.4	144.7	100.3
G86.0	138.4	210.1	233.7	235.4	230.6	226.9	222.2	195.2	144.6	100.1
G87.0	138.3	210.0	233.8	235.2	230.4	226.6	222.0	195.0	144.4	99.9
G88.0	138.2	209.9	233.7	234.8	230.1	226.3	221.9	194.8	144.2	99.7
G89.0	138.1	209.7	233.5	234.5	229.8	225.9	221.6	194.5	144.0	99.4
G90.0	138.0	209.5	233.4	234.1	229.4	225.5	221.3	194.2	143.9	99.3
G91.0	137.8	209.2	233.1	233.8	228.9	225.0	221.0	194.0	143.9	99.2
G92.0	137.7	208.9	232.6	233.3	228.4	224.7	220.6	193.6	144.0	99.1
G93.0	137.6	208.6	232.3	232.8	228.0	224.2	220.3	193.4	144.0	98.6
G94.0	137.6	208.3	232.0	232.3	227.5	223.7	220.0	193.1	144.0	97.6
G95.0	137.6	208.1	231.6	231.8	227.0	223.0	219.6	192.9	143.9	96.4
G96.0	137.6	207.8	231.3	231.3	226.5	222.6	219.2	192.6	143.7	95.1
G97.0	137.5	207.5	231.0	230.7	225.9	221.8	218.8	192.2	143.6	93.9
G98.0	137.4	207.1	230.5	230.2	225.1	221.2	218.1	191.9	143.4	92.5
G99.0	137.3	206.6	230.0	229.5	224.4	220.4	217.5	191.5	143.1	90.9
G100.0	137.2	206.2	229.4	228.8	223.6	219.6	217.0	190.9	142.9	89.4
G101.0	137.0	205.8	228.8	227.7	222.8	218.7	216.2	190.3	142.6	87.9
G102.0	136.8	205.2	228.0	226.8	221.9	217.8	215.4	189.7	142.2	86.4
G103.0	136.6	204.5	227.2	225.8	220.9	216.8	214.5	188.8	141.9	85.2
G104.0	136.4	203.8	226.2	224.8	219.9	215.7	213.7	188.0	141.4	83.9
G105.0	136.1	203.0	225.3	223.7	218.8	214.6	212.4	187.2	140.9	82.6
G106.0	135.7	201.9	224.3	222.6	217.7	213.3	211.4	186.2	140.4	81.4
G107.0	135.3	201.0	223.2	221.3	216.4	212.1	210.2	185.3	139.8	80.2
G108.0	134.9	200.1	222.0	219.9	214.9	210.7	209.0	184.3	139.1	78.8
G109.0	134.4	199.0	220.8	218.6	213.5	209.3	207.7	183.2	138.4	77.5
G110.0	133.8	197.9	219.6	216.9	212.1	207.5	206.4	182.1	137.5	76.3

C Plane (°):0.0-360.0: 22.5

Gamma Plane (°):0.0-180.0:1.0

Test Lab: Bay Area Compliance Laboratories Corp (Kunshan) (Kunshan) GPM-1900

Test Type: TYPE C

Distance: 14.210 m

Temperature: 25.1 'C

Humidity: 49

Operator: Jade

Inspector:

Candlepower Table (Continue 3)

Unit: cd

G\C	C0.0	C22.5	C45.0	C67.5	C90.0	C112.5	C135.0	C157.5	C180.0	C202.5
G111.0	133.3	196.7	218.2	215.4	210.3	206.0	205.0	180.9	136.7	75.0
G112.0	132.7	195.5	216.8	213.7	208.8	204.4	203.5	179.6	135.9	73.8
G113.0	132.1	194.2	215.3	212.1	207.1	202.7	202.0	178.3	135.1	72.4
G114.0	131.5	192.9	213.3	210.2	205.3	200.8	200.3	176.9	134.2	71.2
G115.0	130.8	191.5	211.7	208.4	203.5	199.0	198.5	175.5	133.3	70.0
G116.0	130.1	189.9	210.0	206.3	201.5	197.1	196.8	173.9	132.3	68.3
G117.0	129.3	188.4	208.2	204.3	199.6	194.8	195.0	172.3	131.3	66.2
G118.0	128.4	186.5	206.2	202.2	197.5	192.9	192.9	170.7	130.1	64.1
G119.0	127.6	184.9	204.3	200.1	195.5	190.8	191.0	169.1	129.0	61.9
G120.0	126.7	183.1	202.3	197.9	193.4	188.6	188.9	167.4	127.9	59.6
G121.0	125.8	181.4	200.2	195.7	190.8	186.4	186.9	165.7	126.8	57.2
G122.0	124.7	179.6	197.9	193.4	188.6	184.0	184.8	163.9	125.6	54.4
G123.0	123.7	177.6	195.8	190.7	186.4	181.7	182.6	162.0	124.3	51.9
G124.0	122.6	175.7	193.6	188.3	183.9	179.3	180.4	159.9	123.0	49.4
G125.0	121.6	173.8	191.3	185.9	181.4	177.0	178.2	158.0	121.8	46.8
G126.0	120.4	171.7	188.9	183.4	179.0	174.4	175.9	156.0	120.4	44.0
G127.0	119.2	169.6	186.2	180.8	176.4	171.8	173.5	154.0	119.1	41.3
G128.0	118.1	167.2	183.8	178.2	173.7	169.2	170.8	151.8	117.5	38.6
G129.0	116.9	165.1	181.3	175.5	171.0	166.6	168.3	149.7	115.9	36.0
G130.0	115.4	162.9	178.6	172.8	168.3	163.6	165.9	147.5	114.5	34.0
G131.0	114.1	160.4	176.0	170.1	165.6	160.9	163.2	145.4	113.0	32.4
G132.0	112.7	158.3	173.4	167.2	162.8	158.1	160.5	143.1	111.2	31.0
G133.0	111.4	155.7	170.6	164.0	159.9	155.3	157.9	140.8	109.5	29.8
G134.0	110.0	153.4	167.9	161.2	156.8	152.3	155.2	138.3	108.0	28.8
G135.0	108.5	151.0	164.8	158.3	153.9	149.4	152.3	136.0	106.3	28.0
G136.0	107.1	148.3	162.0	155.1	150.9	146.5	149.5	133.3	104.7	27.4
G137.0	105.8	145.8	159.1	152.1	147.8	143.3	146.8	130.8	102.9	26.8
G138.0	104.5	143.3	156.1	149.1	144.7	140.6	143.9	128.3	101.2	26.3
G139.0	103.3	140.8	153.1	145.9	141.6	137.5	141.0	125.8	99.4	25.9
G140.0	102.1	137.9	149.9	142.7	138.5	134.2	137.8	123.1	97.6	25.5
G141.0	101.0	135.4	147.0	139.7	135.1	131.1	135.0	120.6	95.5	25.0
G142.0	99.6	132.9	143.9	136.5	131.9	127.7	132.0	118.0	93.6	24.6
G143.0	98.4	130.2	140.6	132.9	128.7	124.5	128.8	115.4	91.8	24.2
G144.0	97.1	127.5	137.4	129.7	125.4	121.4	125.8	112.4	89.9	23.8
G145.0	96.0	124.8	134.3	126.5	122.1	118.2	122.7	109.7	87.9	23.4
G146.0	94.6	122.3	131.2	123.3	118.6	114.9	119.7	107.0	85.9	23.0
G147.0	93.2	119.4	127.6	119.7	115.3	111.8	116.1	104.0	83.7	22.5

C Plane (°):0.0-360.0: 22.5

Gamma Plane (°):0.0-180.0:1.0

Test Lab: Bay Area Compliance Laboratories Corp (Kunshan) (Shanghai) GPM-1900

Test Type: TYPE C

Distance: 14.210 m

Temperature: 25.1 'C

Humidity: 49

Operator: Jade

Inspector:

Candlepower Table (Continue 4)

Unit: cd

G\C	C0.0	C22.5	C45.0	C67.5	C90.0	C112.5	C135.0	C157.5	C180.0	C202.5
G148.0	91.6	116.6	124.3	116.4	111.6	108.7	112.9	101.2	81.7	22.1
G149.0	89.8	113.8	121.0	113.0	108.1	105.4	109.7	98.4	79.7	21.7
G150.0	87.9	110.8	117.3	109.6	104.6	102.4	106.3	95.5	77.4	21.3
G151.0	86.1	107.5	114.1	106.1	101.1	99.4	102.8	92.5	75.3	21.0
G152.0	84.1	103.8	110.3	102.3	97.6	96.5	99.0	89.7	73.2	20.7
G153.0	81.3	100.4	106.7	98.8	93.8	93.3	95.5	86.5	71.1	20.6
G154.0	78.5	96.6	102.5	95.3	90.2	90.3	91.5	83.2	68.9	20.3
G155.0	75.4	92.9	98.7	91.3	86.6	87.2	87.6	79.2	65.9	20.0
G156.0	72.2	88.9	94.8	87.7	82.6	83.9	83.7	75.5	63.0	19.7
G157.0	68.8	84.9	90.7	83.9	78.9	80.3	79.6	71.8	59.8	19.5
G158.0	65.4	80.8	86.4	79.8	75.0	76.4	75.4	68.0	56.5	19.3
G159.0	61.8	76.4	81.4	75.3	70.9	72.7	70.8	63.9	53.0	19.1
G160.0	58.0	72.3	76.8	70.9	66.0	68.1	66.4	60.0	49.6	18.9
G161.0	54.6	68.0	71.9	66.2	61.5	63.8	61.6	55.8	46.2	18.6
G162.0	51.2	63.7	66.5	61.3	56.7	59.4	56.9	51.1	42.7	18.0
G163.0	47.5	58.9	61.6	55.8	51.9	54.8	52.2	46.5	38.6	17.3
G164.0	43.8	54.4	56.5	50.7	47.0	49.8	47.2	41.8	34.9	16.4
G165.0	40.3	49.7	51.4	45.6	41.7	44.3	41.5	36.9	30.9	15.2
G166.0	36.0	44.3	45.8	40.1	36.7	39.0	35.8	32.1	26.6	13.7
G167.0	32.0	39.0	40.1	35.2	32.1	33.1	30.4	27.4	22.6	11.8
G168.0	27.7	34.0	35.1	30.0	27.2	27.7	24.7	22.6	18.6	10.1
G169.0	23.2	28.7	29.0	24.9	22.5	22.0	19.4	18.4	14.9	8.5
G170.0	19.1	23.1	23.5	20.1	17.8	16.4	14.8	14.0	11.1	6.9
G171.0	14.9	17.8	17.5	15.5	13.7	11.5	10.5	10.0	8.2	5.3
G172.0	11.1	12.5	12.3	11.2	9.7	7.0	7.2	6.8	5.8	4.0
G173.0	7.5	7.6	7.9	7.4	6.2	4.1	4.6	4.3	3.8	2.7
G174.0	4.6	4.4	4.5	4.3	3.2	2.3	2.7	2.5	2.3	1.7
G175.0	2.2	2.0	1.9	2.1	1.6	1.6	1.7	1.6	1.4	0.8
G176.0	0.9	0.7	0.8	0.8	0.9	1.4	1.2	1.1	0.9	0.3
G177.0	0.2	0.3	0.4	0.5	0.9	1.0	0.9	0.7	0.4	0.1
G178.0	0.2	0.2	0.2	0.2	0.6	0.5	0.5	0.4	0.2	0.1
G179.0	0.2	0.1	0.2	0.2	0.3	0.3	0.2	0.2	0.2	0.1
G180.0	0.0	0.0	0.0	0.0	0.0	0.0	0.0	0.0	0.0	0.0

C Plane (°):0.0-360.0: 22.5

Gamma Plane (°):0.0-180.0:1.0

Test Lab: Bay Area Compliance Laboratories Corp (Kunshan) (Kunshan) GPM-1900

Test Type: TYPE C

Distance: 14.210 m

Temperature: 25.1 'C

Humidity: 49

Operator: Jade

Inspector:

Candlepower Table (Continue 5)

Unit: cd

G\C	C225.0	C247.5	C270.0	C292.5	C315.0	C337.5	C360.0			
G0.0	22.6	22.6	22.6	22.6	22.6	22.6	22.6			
G1.0	19.9	19.0	18.5	18.7	19.5	20.8	22.1			
G2.0	17.6	15.5	14.5	14.7	16.7	19.4	22.0			
G3.0	15.5	12.2	10.3	11.2	14.1	18.3	22.3			
G4.0	13.4	9.1	7.1	8.0	11.8	17.4	23.1			
G5.0	11.5	6.2	4.4	5.5	9.6	16.8	24.1			
G6.0	9.3	4.0	2.6	3.4	7.7	16.5	25.4			
G7.0	7.2	2.5	1.4	2.1	6.1	16.2	27.1			
G8.0	5.1	1.4	0.8	1.3	4.5	15.7	29.3			
G9.0	3.5	0.9	0.7	0.9	3.2	15.1	31.5			
G10.0	2.4	0.8	0.7	0.7	2.1	14.2	33.7			
G11.0	1.6	0.9	0.6	0.7	1.4	13.2	35.9			
G12.0	1.4	1.2	0.6	0.7	1.0	11.9	38.1			
G13.0	1.7	1.5	0.6	0.7	1.1	10.5	40.2			
G14.0	2.2	1.9	0.6	0.7	1.4	8.9	42.4			
G15.0	3.2	2.2	0.6	0.8	2.0	7.2	44.7			
G16.0	4.2	2.4	0.6	0.7	2.7	5.9	46.7			
G17.0	5.3	2.6	0.6	0.7	3.5	4.9	48.9			
G18.0	6.5	2.5	1.1	0.7	4.4	3.9	50.8			
G19.0	7.8	2.8	1.8	0.9	5.4	3.1	53.1			
G20.0	9.0	3.5	2.4	1.6	6.3	2.7	55.1			
G21.0	10.1	4.0	2.8	2.3	7.1	2.5	57.1			
G22.0	11.2	4.5	3.0	2.7	7.9	2.8	59.4			
G23.0	12.0	4.8	3.1	3.0	8.7	3.3	61.5			
G24.0	13.0	5.0	3.0	3.2	9.3	4.1	63.4			
G25.0	14.5	4.9	2.8	3.3	10.6	5.0	65.5			
G26.0	15.9	4.7	2.6	3.2	11.7	6.1	67.5			
G27.0	17.0	4.5	2.4	3.0	12.8	7.5	69.5			
G28.0	17.9	4.2	2.2	2.8	13.6	8.8	71.5			
G29.0	18.8	4.0	1.9	2.6	14.5	10.3	73.6			
G30.0	19.4	3.8	1.8	2.5	15.0	11.8	75.3			
G31.0	19.9	3.6	1.6	2.3	15.5	13.6	77.4			
G32.0	20.3	3.4	1.5	2.2	15.9	15.4	79.4			
G33.0	20.8	3.3	1.3	2.0	16.2	17.2	81.2			
G34.0	21.1	3.2	1.1	1.9	16.5	19.2	83.0			
G35.0	21.5	3.0	1.0	1.8	16.8	21.2	84.8			
G36.0	21.8	2.9	0.9	1.7	17.1	23.3	86.8			

C Plane (°):0.0-360.0: 22.5

Gamma Plane (°):0.0-180.0:1.0

Test Lab: Bay Area Compliance Laboratories Corp (Kunshan)

Test Device: GPM-1900

Test Type: TYPE C

Distance: 14.210 m

Temperature: 25.1 'C

Humidity: 49

Operator: Jade

Inspector:

Candlepower Table (Continue 6)

Unit: cd

G\C	C225.0	C247.5	C270.0	C292.5	C315.0	C337.5	C360.0			
G37.0	22.2	2.8	0.8	1.6	17.4	25.2	88.6			
G38.0	22.6	2.7	0.7	1.5	17.7	26.9	90.5			
G39.0	22.9	2.6	0.6	1.5	18.0	28.6	92.1			
G40.0	23.3	2.5	0.6	1.4	18.2	30.8	93.8			
G41.0	23.6	2.4	0.5	1.4	18.5	33.6	95.6			
G42.0	24.0	2.4	0.5	1.3	18.8	35.8	97.2			
G43.0	24.3	2.4	0.5	1.3	19.1	37.8	99.1			
G44.0	24.6	2.3	0.5	1.2	19.3	39.8	100.6			
G45.0	25.0	2.3	0.4	1.3	19.6	41.3	102.3			
G46.0	25.3	2.4	0.5	1.3	19.9	42.8	103.9			
G47.0	25.6	2.3	0.4	1.3	20.1	44.2	105.5			
G48.0	25.8	2.3	0.5	1.3	20.4	45.5	107.0			
G49.0	26.1	2.3	0.4	1.3	20.6	46.8	108.5			
G50.0	26.4	2.4	0.5	1.3	20.9	48.0	110.1			
G51.0	26.6	2.4	0.5	1.4	21.2	49.3	111.6			
G52.0	26.9	2.4	0.5	1.4	21.4	50.7	113.0			
G53.0	27.1	2.4	0.5	1.4	21.7	52.3	114.3			
G54.0	27.4	2.4	0.4	1.4	22.0	53.8	115.6			
G55.0	27.6	2.4	0.5	1.4	22.2	55.4	117.0			
G56.0	27.8	2.4	0.5	1.4	22.5	56.9	118.3			
G57.0	28.0	2.4	0.5	1.5	22.7	58.6	119.6			
G58.0	28.1	2.4	0.5	1.5	23.0	60.1	120.8			
G59.0	28.3	2.4	0.5	1.6	23.2	61.7	122.0			
G60.0	28.4	2.5	0.5	1.5	23.4	63.3	123.1			
G61.0	28.6	2.5	0.5	1.5	23.6	65.0	124.2			
G62.0	28.7	2.5	0.5	1.5	23.9	66.5	125.4			
G63.0	28.9	2.5	0.5	1.6	24.0	68.1	126.4			
G64.0	29.0	2.5	0.5	1.6	24.2	69.7	127.4			
G65.0	29.1	2.5	0.5	1.7	24.4	71.3	128.4			
G66.0	29.2	2.5	0.5	1.7	24.6	73.0	129.3			
G67.0	29.3	2.5	0.5	1.7	24.8	74.6	130.0			
G68.0	29.4	2.5	0.5	1.7	24.9	76.1	130.8			
G69.0	29.5	2.6	0.5	1.8	25.1	77.7	131.8			
G70.0	29.6	2.6	0.5	1.8	25.3	79.1	132.5			
G71.0	29.6	2.6	0.6	1.8	25.4	80.5	133.2			
G72.0	29.7	2.6	0.6	1.8	25.5	81.9	133.9			
G73.0	29.7	2.6	0.6	1.8	25.7	83.4	134.5			

C Plane (°):0.0-360.0: 22.5

Gamma Plane (°):0.0-180.0:1.0

Test Lab: Bay Area Compliance Laboratories Corp (Kunshan) Test Device: GPM-1900

Test Type: TYPE C

Distance: 14.210 m

Temperature: 25.1 'C

Humidity: 49

Operator: Jade

Inspector:

Candlepower Table (Continue 7)

Unit: cd

G\C	C225.0	C247.5	C270.0	C292.5	C315.0	C337.5	C360.0			
G74.0	29.8	2.6	0.6	1.9	25.8	84.6	135.0			
G75.0	29.8	2.6	0.6	1.9	25.9	85.8	135.5			
G76.0	29.8	2.6	0.7	1.9	26.0	86.9	136.0			
G77.0	29.9	2.6	0.6	1.9	26.1	88.0	136.4			
G78.0	29.9	2.7	0.7	2.0	26.2	89.0	136.8			
G79.0	29.9	2.7	0.7	2.0	26.3	89.9	137.2			
G80.0	29.9	2.8	0.7	2.1	26.4	90.8	137.5			
G81.0	29.9	2.8	0.8	2.1	26.5	91.5	137.7			
G82.0	29.9	2.8	0.8	2.1	26.5	92.2	138.0			
G83.0	29.8	2.8	0.8	2.1	26.6	92.8	138.2			
G84.0	29.7	2.8	0.8	2.1	26.6	93.3	138.3			
G85.0	29.7	2.8	0.8	2.1	26.6	93.6	138.4			
G86.0	29.5	2.8	0.8	2.1	26.6	94.0	138.4			
G87.0	29.4	2.8	0.8	2.2	26.5	94.0	138.3			
G88.0	29.3	2.8	0.8	2.1	26.5	93.9	138.2			
G89.0	29.2	2.8	0.7	2.1	26.5	93.7	138.1			
G90.0	29.1	2.7	0.8	2.2	26.4	93.4	138.0			
G91.0	29.1	2.7	0.8	2.2	26.3	93.3	137.8			
G92.0	28.9	2.8	0.8	2.2	26.3	93.1	137.7			
G93.0	28.9	2.7	0.7	2.2	26.3	93.0	137.6			
G94.0	28.9	2.8	0.8	2.2	26.4	92.9	137.6			
G95.0	28.6	2.8	0.8	2.2	26.4	92.4	137.6			
G96.0	28.3	2.8	0.8	2.2	26.4	91.5	137.6			
G97.0	27.9	2.7	0.8	2.2	26.0	90.4	137.5			
G98.0	27.5	2.7	0.8	2.2	25.8	89.3	137.4			
G99.0	27.1	2.7	0.8	2.2	25.4	88.0	137.3			
G100.0	26.7	2.6	0.8	2.2	25.2	86.8	137.2			
G101.0	26.2	2.6	0.8	2.2	24.9	85.5	137.0			
G102.0	25.8	2.5	0.8	2.2	24.5	84.1	136.8			
G103.0	25.3	2.5	0.7	2.1	24.1	82.5	136.6			
G104.0	24.9	2.4	0.8	2.1	23.7	81.1	136.4			
G105.0	24.3	2.4	0.8	2.1	23.4	79.8	136.1			
G106.0	23.8	2.3	0.8	2.0	23.0	78.7	135.7			
G107.0	23.3	2.2	0.8	2.0	22.6	77.5	135.3			
G108.0	22.8	2.2	0.7	1.9	22.1	76.3	134.9			
G109.0	22.1	2.1	0.7	1.8	21.6	75.2	134.4			
G110.0	21.6	2.0	0.7	1.8	21.2	74.0	133.8			

C Plane (°):0.0-360.0: 22.5

Gamma Plane (°):0.0-180.0:1.0

Test Lab: Bay Area Compliance Laboratories Corp (Kunshan) Test Device: GPM-1900

Test Type: TYPE C

Distance: 14.210 m

Temperature: 25.1 'C

Humidity: 49

Operator: Jade

Inspector:

Candlepower Table (Continue 8)

Unit: cd

G\C	C225.0	C247.5	C270.0	C292.5	C315.0	C337.5	C360.0			
G111.0	21.0	1.9	0.6	1.8	20.7	72.9	133.3			
G112.0	20.7	1.8	0.6	1.7	20.2	71.6	132.7			
G113.0	20.4	1.7	0.6	1.6	19.7	70.5	132.1			
G114.0	20.2	1.7	0.5	1.6	19.4	69.4	131.5			
G115.0	20.1	1.6	0.5	1.5	19.3	68.3	130.8			
G116.0	20.0	1.5	0.6	1.5	19.1	67.2	130.1			
G117.0	19.9	1.5	0.5	1.4	19.0	66.1	129.3			
G118.0	19.8	1.6	0.6	1.4	19.0	65.0	128.4			
G119.0	19.8	1.9	0.5	1.5	18.9	63.8	127.6			
G120.0	19.7	2.2	0.7	1.7	18.9	62.1	126.7			
G121.0	19.7	2.6	1.0	1.9	18.9	60.1	125.8			
G122.0	19.7	3.1	1.3	2.2	18.9	58.1	124.7			
G123.0	19.7	3.5	1.7	2.4	18.9	56.0	123.7			
G124.0	19.7	4.0	2.1	2.7	19.0	53.9	122.6			
G125.0	19.7	4.5	2.5	3.0	19.0	51.4	121.6			
G126.0	19.7	5.0	3.0	3.4	19.1	49.1	120.4			
G127.0	19.7	5.6	3.6	3.8	19.2	46.7	119.2			
G128.0	19.7	6.2	4.1	4.1	19.3	44.3	118.1			
G129.0	19.8	6.8	4.6	4.5	19.3	41.9	116.9			
G130.0	19.8	7.3	5.1	4.9	19.4	39.5	115.4			
G131.0	19.8	7.9	5.5	5.4	19.5	36.8	114.1			
G132.0	19.8	8.6	5.9	5.9	19.7	34.3	112.7			
G133.0	19.1	9.1	6.4	6.5	19.8	31.9	111.4			
G134.0	18.3	9.7	6.9	7.1	19.8	29.7	110.0			
G135.0	17.4	10.3	7.5	7.7	19.2	28.2	108.5			
G136.0	16.3	10.9	8.0	8.4	18.3	26.9	107.1			
G137.0	15.2	11.6	8.7	9.1	17.5	25.8	105.8			
G138.0	14.1	12.2	9.3	9.7	16.4	24.8	104.5			
G139.0	12.9	12.8	9.9	10.3	15.4	24.1	103.3			
G140.0	11.8	13.3	10.5	10.9	14.4	23.5	102.1			
G141.0	10.5	13.1	11.1	11.3	13.1	23.0	101.0			
G142.0	9.3	12.6	11.7	11.2	11.9	22.6	99.6			
G143.0	8.0	12.0	11.9	10.7	10.8	22.2	98.4			
G144.0	6.7	11.3	11.6	10.2	9.5	21.8	97.1			
G145.0	5.4	10.5	11.1	9.6	8.3	21.5	96.0			
G146.0	3.9	9.6	10.5	9.0	6.8	21.2	94.6			
G147.0	2.6	8.7	9.8	8.2	5.5	20.9	93.2			

C Plane (°):0.0-360.0: 22.5

Gamma Plane (°):0.0-180.0:1.0

Test Lab: Bay Area Compliance Laboratories Corp (Kunshan) Test Device: GPM-1900

Test Type: TYPE C

Distance: 14.210 m

Temperature: 25.1 'C

Humidity: 49

Operator: Jade

Inspector:

Candlepower Table (Continue 9)

Unit: cd

G\C	C225.0	C247.5	C270.0	C292.5	C315.0	C337.5	C360.0			
G148.0	1.8	7.7	9.0	7.4	4.1	20.7	91.6			
G149.0	1.6	6.5	8.1	6.5	2.9	20.4	89.8			
G150.0	1.3	5.6	7.1	5.6	2.1	20.0	87.9			
G151.0	1.3	4.5	6.1	4.6	1.8	19.6	86.1			
G152.0	1.7	3.4	5.2	3.7	1.5	18.9	84.1			
G153.0	2.3	2.2	4.1	2.7	1.5	18.1	81.3			
G154.0	2.9	1.0	3.1	1.8	1.7	17.2	78.5			
G155.0	3.5	0.6	2.1	0.9	1.9	16.4	75.4			
G156.0	4.0	0.6	1.0	0.7	2.3	15.6	72.2			
G157.0	4.5	0.7	0.5	0.7	2.4	14.8	68.8			
G158.0	4.9	0.8	0.6	0.6	2.5	13.9	65.4			
G159.0	5.4	1.1	0.6	0.6	2.5	13.3	61.8			
G160.0	5.7	1.3	0.6	0.7	2.5	12.7	58.0			
G161.0	6.0	1.6	0.6	0.6	2.4	12.2	54.6			
G162.0	6.2	1.8	0.6	0.7	2.4	11.8	51.2			
G163.0	6.3	2.0	0.5	0.6	2.3	11.3	47.5			
G164.0	6.2	2.2	0.5	0.6	2.3	10.8	43.8			
G165.0	5.9	2.3	0.5	0.6	2.1	10.0	40.3			
G166.0	5.5	2.2	0.5	0.6	1.9	9.2	36.0			
G167.0	4.9	2.0	0.6	0.6	1.7	8.2	32.0			
G168.0	4.2	1.8	0.5	0.6	1.5	7.1	27.7			
G169.0	3.4	1.5	0.5	0.5	1.4	5.9	23.2			
G170.0	2.7	1.2	0.4	0.5	1.2	4.8	19.1			
G171.0	1.9	0.9	0.4	0.5	1.1	3.7	14.9			
G172.0	1.2	0.6	0.4	0.5	1.0	2.8	11.1			
G173.0	0.6	0.4	0.4	0.5	0.8	2.1	7.5			
G174.0	0.4	0.3	0.4	0.5	0.6	1.2	4.6			
G175.0	0.3	0.2	0.3	0.4	0.4	0.7	2.2			
G176.0	0.1	0.2	0.2	0.3	0.3	0.4	0.9			
G177.0	0.2	0.1	0.2	0.3	0.3	0.3	0.2			
G178.0	0.2	0.1	0.1	0.2	0.2	0.2	0.2			
G179.0	0.1	0.1	0.1	0.2	0.2	0.2	0.2			
G180.0	0.0	0.0	0.0	0.0	0.0	0.0	0.0			

C Plane (°):0.0-360.0: 22.5

Gamma Plane (°):0.0-180.0:1.0

Test Lab: Bay Area Compliance Laboratories Corp (Kunshan) (Kunshan) GPM-1900

Test Type: TYPE C

Distance: 14.210 m

Temperature: 25.1 'C

Humidity: 49

Operator: Jade

Inspector: