

Report No.: PKS190513053-10

Test Time: 2019-5-15 14:19

Luminaire Property


Luminaire Manufacturer:
Luminaire Category:
Luminaire Description: DS75V3ES-JT
Lamp Description: 3500K
Lumens per Lamp:
Luminous Width (mm):
Voltage: 120.0 V
Power: 29.13 W

Lamp Catalog:
Number of Lamps:
Luminous Length (mm):
Luminous Height (mm):
Current: 0.246 A
Power Factor: 0.987

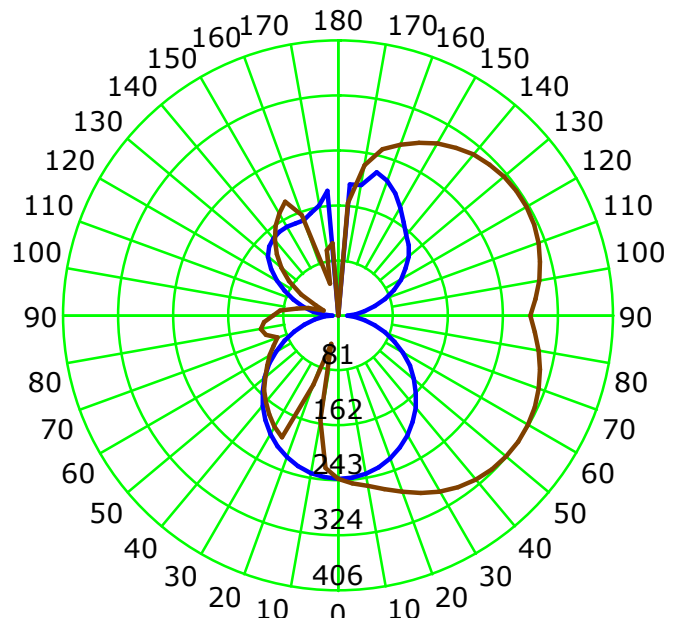
Photometric Results

CIE Class: General Diffuse	Total Rated Lamp Lumens: 2017.9 lm
Measurement Flux: 2017.9 lm	Efficiency: 100%
Downward Ratio: 52%	Upward Ratio: 48%
Field Angle(C0/C180,C90/C270,C45/C225,C135/315): 358.7, 357.5, 358.6, 358.5	
Beam Angle(C0/C180,C90/C270,C45/C225,C135/315): 353.7, 334.4, 352.9, 352.4	
Luminaire Efficacy Rating (LER): 69.32	C0r0 Intensity: 241.2 cd
Max. Intensity: 325 cd	Pos of Max. Intensity: H90 V55
S/MH(C0/C180): 1.25	S/MH(C90/C270): 1.54

Picture Of Luminaire



Luminous Intensity Distribution Curve



Unit: cd

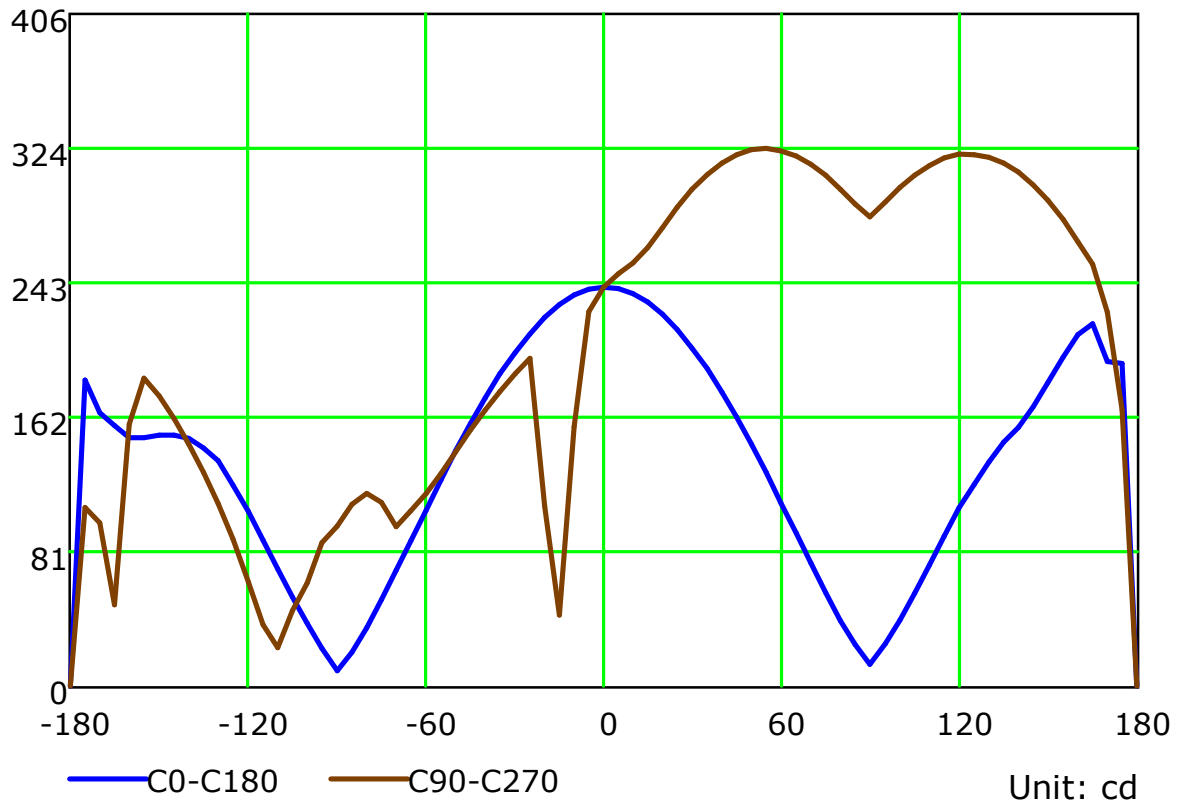
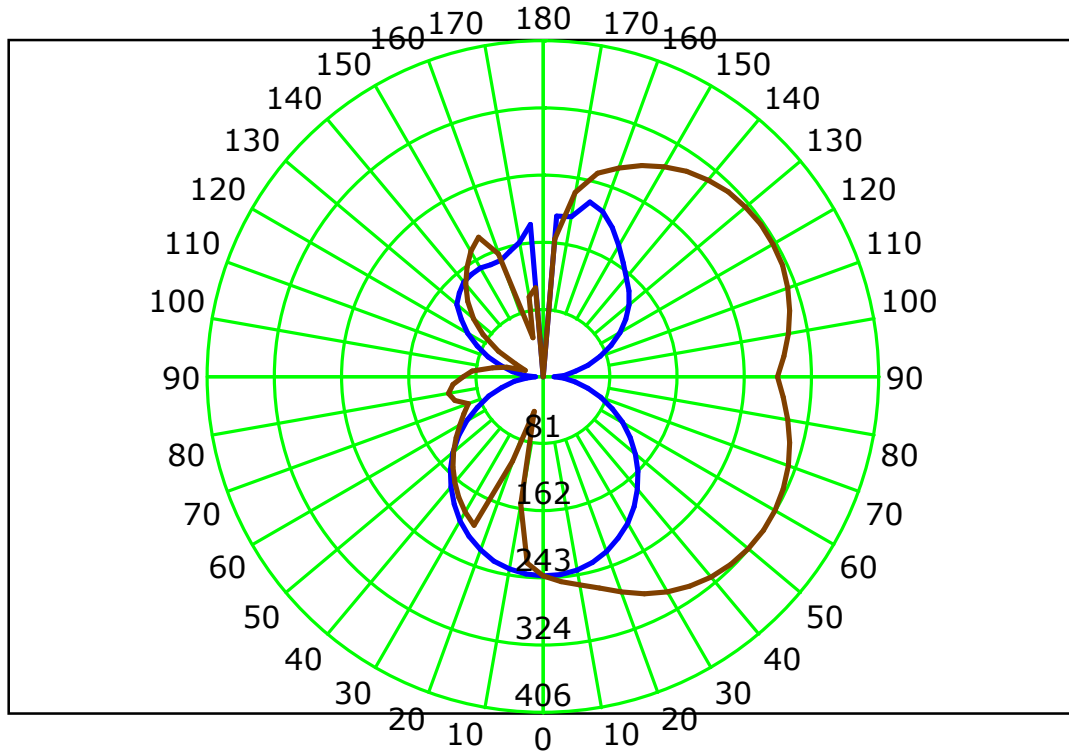
Average Diffuse Angle(50%): 344.0°

— C0-C180 — C90-C270

C Plane (°):0.0-360.0: 22.5
Test Lab: Bacl
Test Type: TYPE C
Temperature: 25.4 °C
Operator: KOBE

Gamma Plane (°):0.0-180.0:5.0
Test Device: GPM-3000
Distance: 14.073 m
Humidity: 48
Inspector:

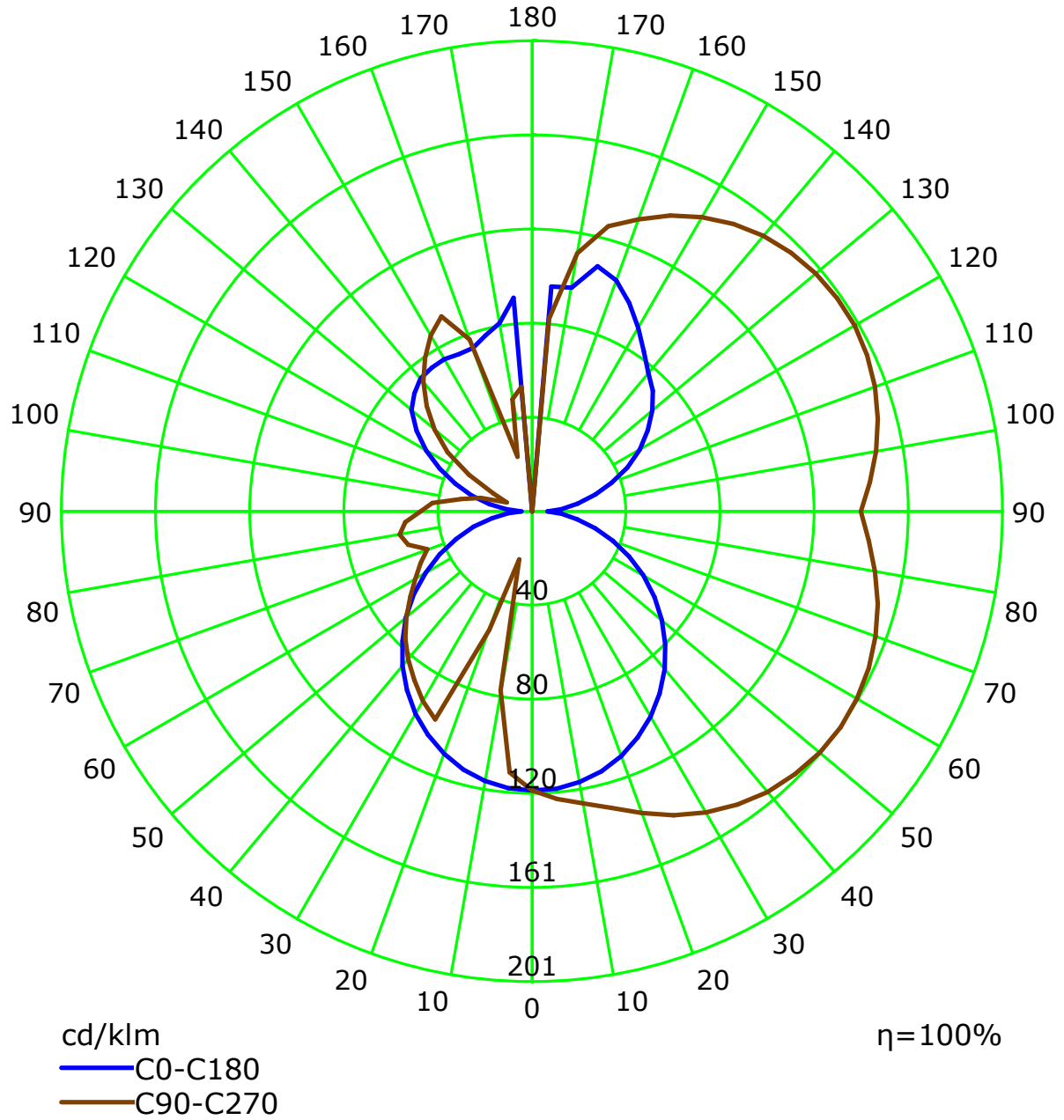
Luminous Intensity Distribution Curve



C Plane (°):0.0-360.0: 22.5
 Test Lab: Bacl
 Test Type: TYPE C
 Temperature: 25.4 °C
 Operator: KOBE

Gamma Plane (°):0.0-180.0:5.0
 Test Device: GPM-3000
 Distance: 14.073 m
 Humidity: 48
 Inspector:

Luminous Intensity Distribution Curve(cd/klm)



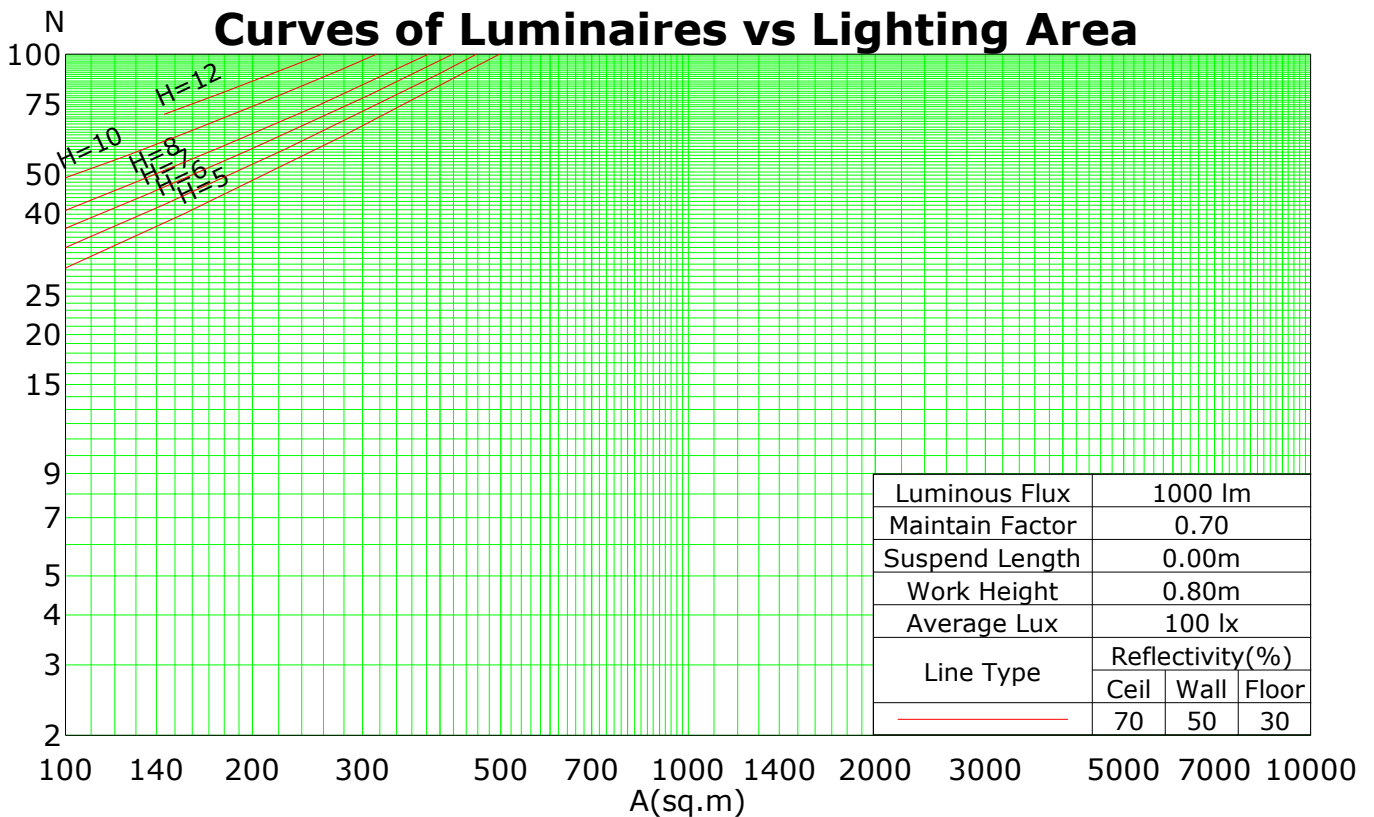
C Plane (°):0.0-360.0: 22.5
 Test Lab: Bacl
 Test Type: TYPE C
 Temperature: 25.4 'C
 Operator: KOBE

Gamma Plane (°):0.0-180.0:5.0
 Test Device: GPM-3000
 Distance: 14.073 m
 Humidity: 48
 Inspector:

Coefficients Of Utilization - Zonal Cavity Method

RC	0.8	0.8	0.8	0.8	0.7	0.7	0.7	0.7	0.5	0.5	0.5	0.3	0.3	0.3	0.1	0.1	0.1	0
RW	0.7	0.5	0.3	0.1	0.7	0.5	0.3	0.1	0.5	0.3	0.1	0.5	0.3	0.1	0.5	0.3	0.1	0
RCR	RF = 0.2																	
0	1.08	1.08	1.08	1.08	1.00	1.00	1.00	1.00	.85	.85	.85	.71	.71	.71	.58	.58	.58	.52
1	.95	.89	.84	.80	.87	.82	.78	.74	.69	.66	.63	.57	.55	.52	.46	.44	.43	.37
2	.85	.76	.69	.63	.78	.70	.64	.58	.59	.54	.50	.49	.45	.41	.39	.36	.34	.29
3	.77	.66	.57	.51	.70	.61	.53	.47	.51	.45	.40	.42	.37	.34	.34	.30	.27	.23
4	.70	.58	.49	.42	.64	.53	.45	.39	.45	.38	.33	.37	.32	.28	.29	.26	.23	.19
5	.64	.51	.42	.35	.58	.47	.39	.33	.40	.33	.28	.33	.28	.24	.26	.22	.19	.16
6	.59	.45	.37	.30	.54	.42	.34	.28	.35	.29	.24	.29	.24	.20	.23	.20	.17	.14
7	.54	.41	.32	.26	.50	.38	.30	.24	.32	.26	.21	.26	.21	.18	.21	.17	.14	.12
8	.50	.37	.29	.23	.46	.34	.27	.21	.29	.23	.18	.24	.19	.16	.19	.16	.13	.10
9	.47	.34	.26	.20	.43	.31	.24	.19	.26	.20	.16	.22	.17	.14	.18	.14	.11	.09
10	.43	.31	.23	.18	.40	.28	.21	.17	.24	.19	.15	.20	.16	.12	.17	.13	.10	.08

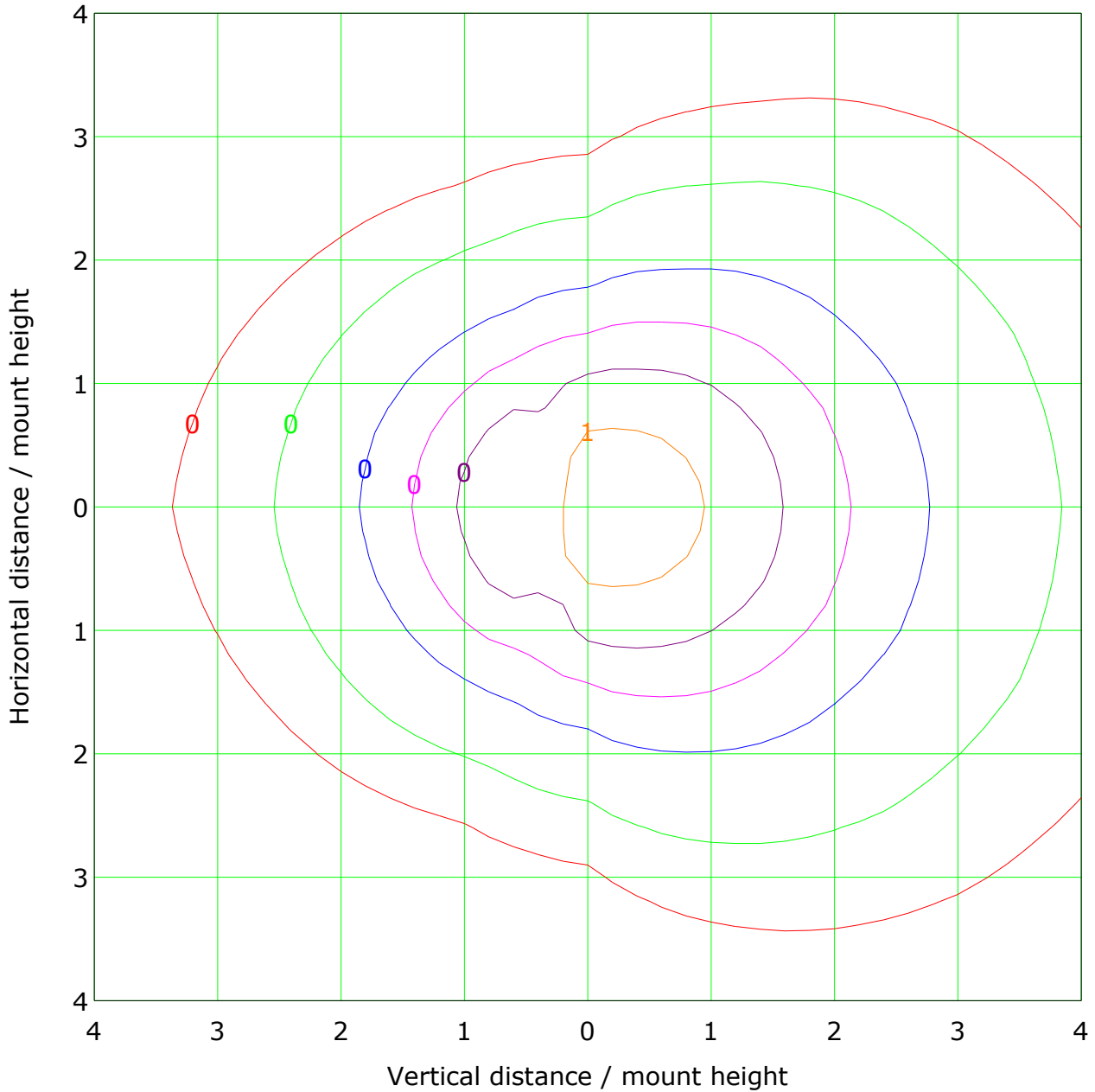
Spacing Criteria (0-180): 1.25
 Spacing Criteria (90-270): 1.54
 Spacing Criteria (Diagonal): 1.55



C Plane (°):0.0-360.0: 22.5
 Test Lab: Bacl
 Test Type: TYPE C
 Temperature: 25.4 'C
 Operator: KOBE

Gamma Plane (°):0.0-180.0:5.0
 Test Device: GPM-3000
 Distance: 14.073 m
 Humidity: 48
 Inspector:

IsoLux Plot



Mounting Height: 10.0m Max Lux(100%): 2.5 lx

(1%): 0.0 lx	(2%): 0.0 lx
(5%): 0.1 lx	(10%): 0.2 lx
(20%): 0.5 lx	(50%): 1.2 lx

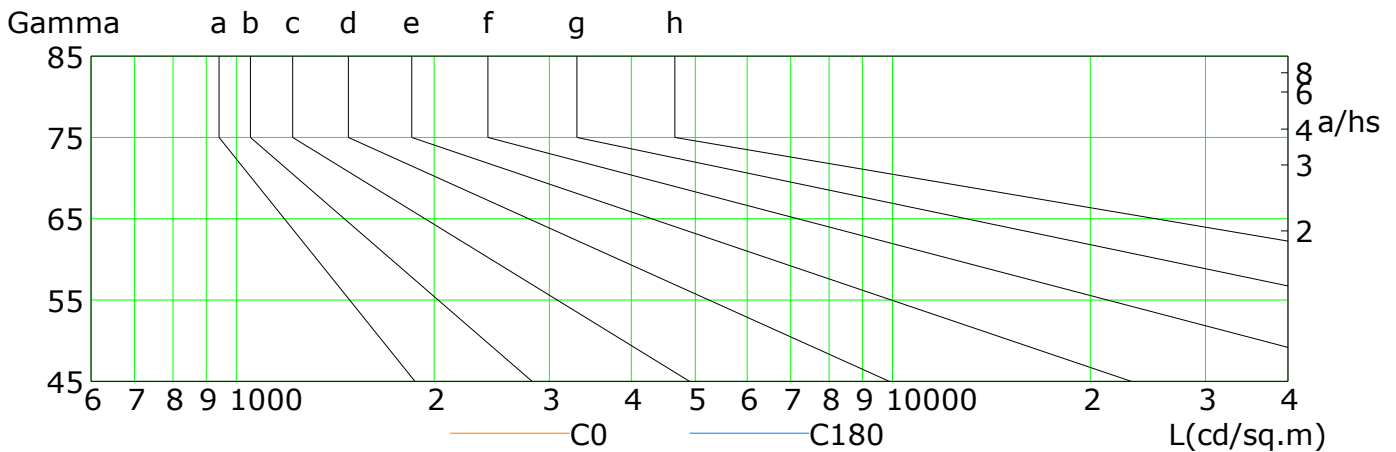
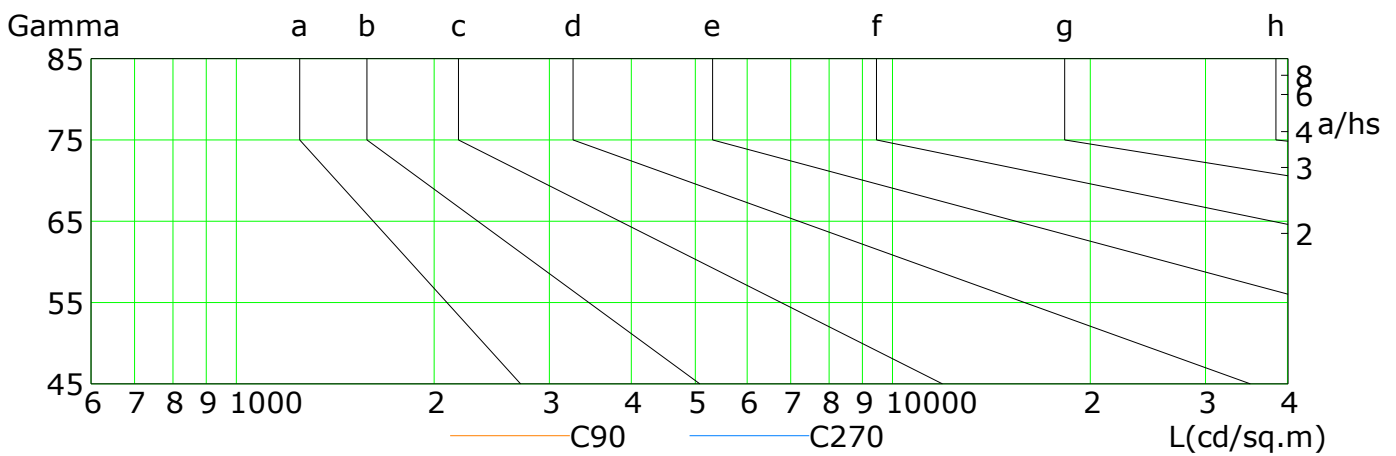
C Plane (°):0.0-360.0: 22.5
Test Lab: Bacl
Test Type: TYPE C
Temperature: 25.4 'C
Operator: KOBE

Gamma Plane (°):0.0-180.0:5.0
Test Device: GPM-3000
Distance: 14.073 m
Humidity: 48
Inspector:

Lum Limit Curve

Dazzle	Quality	Illuminance (lx)							
		2000	1000	500	<=300				
1.15	A	2000	1000	500	<=300				
1.50	B		2000	1000	500	<=300			
1.85	C			2000	1000	500	<=300		
2.20	D				2000	1000	500	<=300	
2.55	E					2000	1000	500	<=300

a b c d e f g h

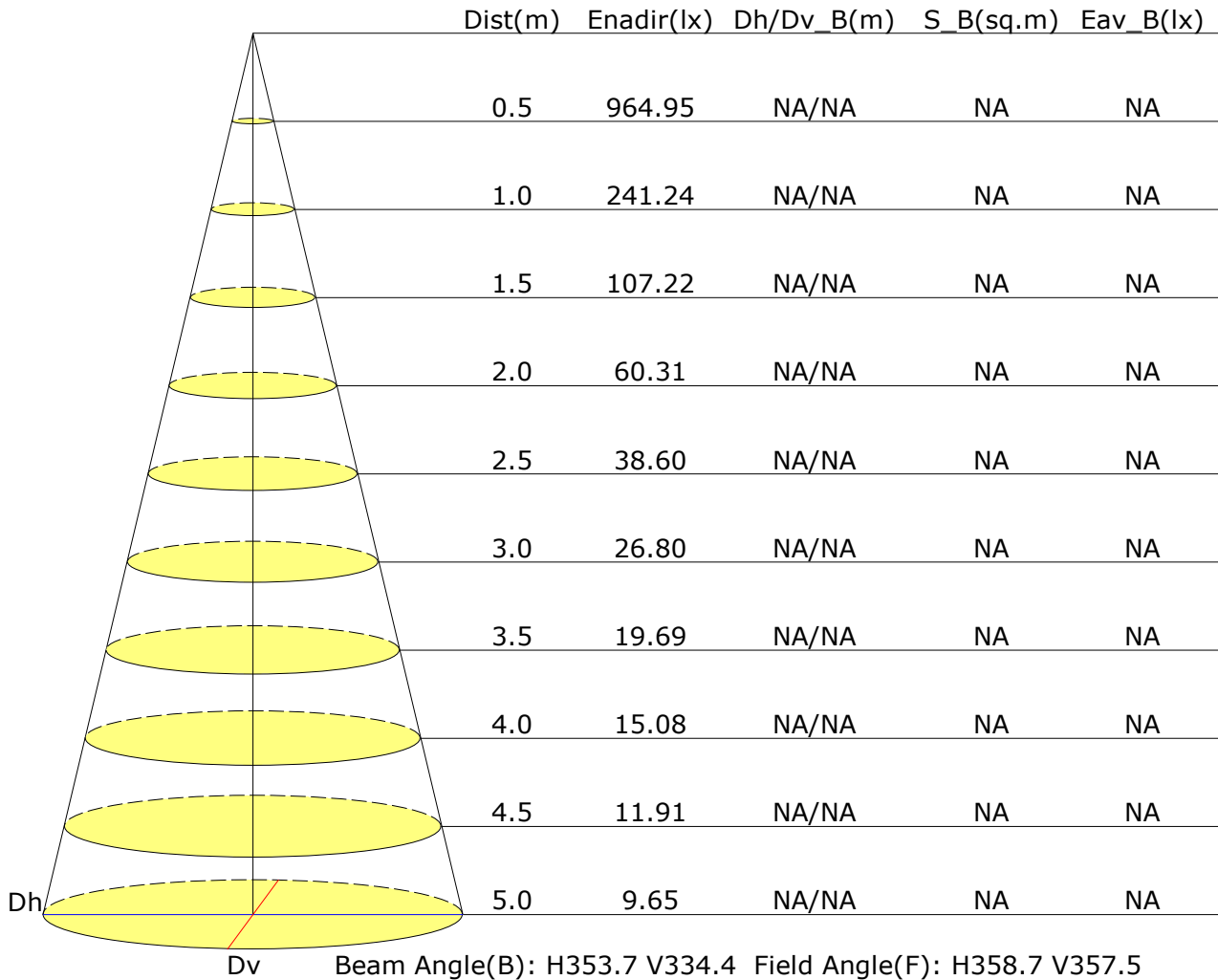


L(cd/sq.m)	G45	G50	G55	G60	G65	G70	G75	G80	G85
C0	163	146	129	111	93	74	57	40	25
C90	321	324	325	324	321	316	309	301	292
C180	159	142	125	106	88	70	52	35	21
C270	155	142	129	117	106	96	111	116	110

C Plane (°):0.0-360.0: 22.5
 Test Lab: Bacl
 Test Type: TYPE C
 Temperature: 25.4 'C
 Operator: KOBE

Gamma Plane (°):0.0-180.0:5.0
 Test Device: GPM-3000
 Distance: 14.073 m
 Humidity: 48
 Inspector:

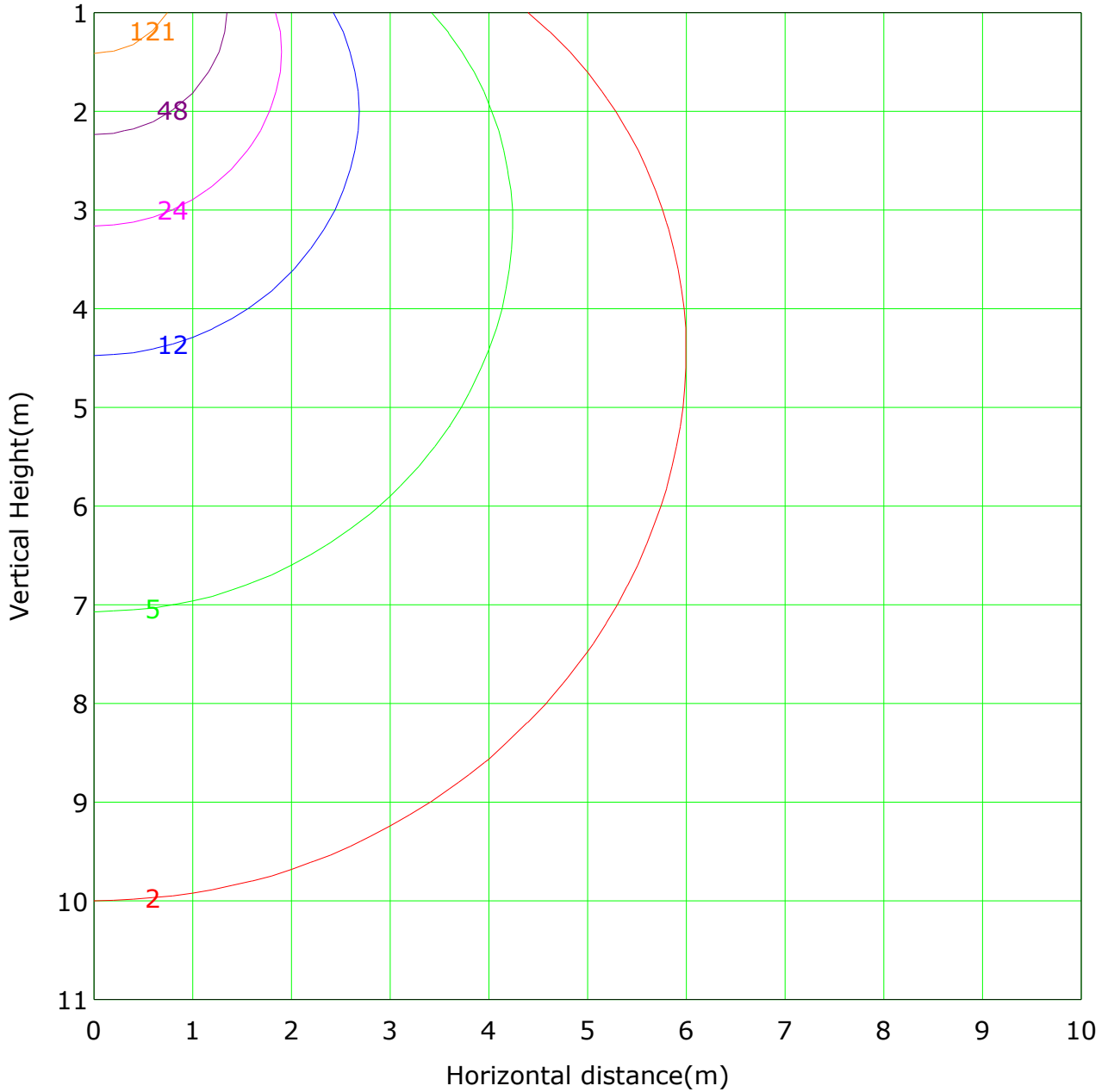
Illuminance at a Distance



C Plane (°):0.0-360.0: 22.5
 Test Lab: Bacl
 Test Type: TYPE C
 Temperature: 25.4 'C
 Operator: KOBE

Gamma Plane (°):0.0-180.0:5.0
 Test Device: GPM-3000
 Distance: 14.073 m
 Humidity: 48
 Inspector:

Vertical IsoLux Plot




Lowest(m): 1.0m Highest(m): 11.0m Max Lux: 241.2 lx
 (1%): 2.4 lx (2%): 4.8 lx
 (5%): 12.1 lx (10%): 24.1 lx
 (20%): 48.2 lx (50%): 120.6 lx

C Plane (°):0.0-360.0: 22.5
 Test Lab: Bacl
 Test Type: TYPE C
 Temperature: 25.4 'C
 Operator: KOBE

Gamma Plane (°):0.0-180.0:5.0
 Test Device: GPM-3000
 Distance: 14.073 m
 Humidity: 48
 Inspector:

The Average Illuminance Effective Figure



C Plane (°):0.0-360.0: 22.5
 Test Lab: Bacl
 Test Type: TYPE C
 Temperature: 25.4 'C
 Operator: KOBE

Gamma Plane (°):0.0-180.0:5.0
 Test Device: GPM-3000
 Distance: 14.073 m
 Humidity: 48
 Inspector:

UGR Table

Reflectance:										
Ceiling (cavity)	0.7	0.7	0.5	0.5	0.3	0.7	0.7	0.5	0.5	0.3
Wall	0.5	0.3	0.5	0.3	0.3	0.5	0.3	0.5	0.3	0.3
Reference plane	0.2	0.2	0.2	0.2	0.2	0.2	0.2	0.2	0.2	0.2
Room dimensions	Viewed crosswise					Viewed endwise				
X=2H Y=2H	-1.\$	-1.\$	-1.\$	-1.\$	-1.\$	-1.\$	-1.\$	-1.\$	-1.\$	-1.\$
3H	-1.\$	-1.\$	-1.\$	-1.\$	-1.\$	-1.\$	-1.\$	-1.\$	-1.\$	-1.\$
4H	-1.\$	-1.\$	-1.\$	-1.\$	-1.\$	-1.\$	-1.\$	-1.\$	-1.\$	-1.\$
6H	-1.\$	-1.\$	-1.\$	-1.\$	-1.\$	-1.\$	-1.\$	-1.\$	-1.\$	-1.\$
8H	-1.\$	-1.\$	-1.\$	-1.\$	-1.\$	-1.\$	-1.\$	-1.\$	-1.\$	-1.\$
12H	-1.\$	-1.\$	-1.\$	-1.\$	-1.\$	-1.\$	-1.\$	-1.\$	-1.\$	-1.\$
X=4H Y=2H	-1.\$	-1.\$	-1.\$	-1.\$	-1.\$	-1.\$	-1.\$	-1.\$	-1.\$	-1.\$
3H	-1.\$	-1.\$	-1.\$	-1.\$	-1.\$	-1.\$	-1.\$	-1.\$	-1.\$	-1.\$
4H	-1.\$	-1.\$	-1.\$	-1.\$	-1.\$	-1.\$	-1.\$	-1.\$	-1.\$	-1.\$
6H	-1.\$	-1.\$	-1.\$	-1.\$	-1.\$	-1.\$	-1.\$	-1.\$	-1.\$	-1.\$
8H	-1.\$	-1.\$	-1.\$	-1.\$	-1.\$	-1.\$	-1.\$	-1.\$	-1.\$	-1.\$
12H	-1.\$	-1.\$	-1.\$	-1.\$	-1.\$	-1.\$	-1.\$	-1.\$	-1.\$	-1.\$
X=8H Y=4H	-1.\$	-1.\$	-1.\$	-1.\$	-1.\$	-1.\$	-1.\$	-1.\$	-1.\$	-1.\$
6H	-1.\$	-1.\$	-1.\$	-1.\$	-1.\$	-1.\$	-1.\$	-1.\$	-1.\$	-1.\$
8H	-1.\$	-1.\$	-1.\$	-1.\$	-1.\$	-1.\$	-1.\$	-1.\$	-1.\$	-1.\$
12H	-1.\$	-1.\$	-1.\$	-1.\$	-1.\$	-1.\$	-1.\$	-1.\$	-1.\$	-1.\$
X=12H Y=4H	-1.\$	-1.\$	-1.\$	-1.\$	-1.\$	-1.\$	-1.\$	-1.\$	-1.\$	-1.\$
6H	-1.\$	-1.\$	-1.\$	-1.\$	-1.\$	-1.\$	-1.\$	-1.\$	-1.\$	-1.\$
8H	-1.\$	-1.\$	-1.\$	-1.\$	-1.\$	-1.\$	-1.\$	-1.\$	-1.\$	-1.\$
Variations with the observer position at spacings:										
S=1.0H										
S=1.5H										
S=2.0H										

Calculate in accordance with CIE Pub.117. The table is revised with 2018lm ($8\log(F/F_0) = 2.4$).

C Plane (°):0.0-360.0: 22.5
 Test Lab: Bacl
 Test Type: TYPE C
 Temperature: 25.4 'C
 Operator: KOBE

Gamma Plane (°):0.0-180.0:5.0
 Test Device: GPM-3000
 Distance: 14.073 m
 Humidity: 48
 Inspector:

Utilisation Factor Table(Floor cavity)

Utilisation Factors UF(F)			SHR NOM = 1.50									
Room Reflectance			Room Index(RI)									
Ceiling	Wall	Floor	0.75	1.00	1.25	1.50	2.00	2.50	3.00	4.00	5.00	
0.70	0.50	0.20	0.41	0.49	0.55	0.60	0.67	0.72	0.75	0.80	0.83	
	0.30		0.34	0.41	0.48	0.53	0.60	0.66	0.70	0.75	0.79	
	0.20		0.28	0.35	0.42	0.47	0.55	0.60	0.65	0.71	0.75	
0.50	0.50	0.20	0.35	0.41	0.47	0.51	0.57	0.61	0.63	0.67	0.70	
	0.30		0.29	0.35	0.41	0.45	0.51	0.56	0.59	0.64	0.67	
	0.20		0.25	0.31	0.36	0.40	0.47	0.52	0.55	0.60	0.64	
0.30	0.50	0.20	0.30	0.35	0.39	0.42	0.47	0.50	0.53	0.56	0.58	
	0.30		0.25	0.30	0.34	0.38	0.43	0.47	0.49	0.53	0.56	
	0.20		0.21	0.26	0.31	0.34	0.40	0.43	0.46	0.51	0.53	
0.00	0.00	0.00	0.15	0.18	0.22	0.24	0.28	0.31	0.33	0.36	0.38	
<p>Rating:29W Photometrically tested without ceiling board. Multiply UF values by service correction factors Calculate in accordance with CIBSE Technical Memorandum NO.5 1980</p>												

Utilisation Factor Table(Wall)

Utilisation Factors UF(W)			SHR NOM = 1.50								
Room Reflectance			Room Index(RI)								
Ceiling	Wall	Floor	0.75	1.00	1.25	1.50	2.00	2.50	3.00	4.00	5.00
0.70	0.50	0.20	0.97	0.84	0.73	0.65	0.53	0.46	0.40	0.32	0.27
	0.30		0.81	0.72	0.63	0.57	0.48	0.42	0.37	0.30	0.26
	0.20		0.69	0.63	0.56	0.51	0.44	0.39	0.34	0.28	0.24
0.50	0.50	0.20	0.83	0.72	0.63	0.56	0.46	0.41	0.35	0.28	0.24
	0.30		0.71	0.63	0.55	0.50	0.42	0.37	0.33	0.27	0.22
	0.20		0.61	0.55	0.50	0.45	0.39	0.34	0.31	0.25	0.22
0.30	0.50	0.20	0.71	0.61	0.54	0.48	0.40	0.34	0.30	0.24	0.21
	0.30		0.61	0.54	0.48	0.43	0.37	0.32	0.28	0.23	0.20
	0.20		0.53	0.48	0.43	0.40	0.34	0.30	0.27	0.22	0.19
0.00	0.00	0.00	0.37	0.34	0.31	0.28	0.24	0.21	0.19	0.16	0.14
<p>Rating:29W Photometrically tested without ceiling board. Multiply UF values by service correction factors Calculate in accordance with CIBSE Technical Memorandum NO.5 1980</p>											

Utilisation Factor Table(Ceiling cavity)

Utilisation Factors UF(C)			SHR NOM = 1.50									
Room Reflectance			Room Index(RI)									
Ceiling	Wall	Floor	0.75	1.00	1.25	1.50	2.00	2.50	3.00	4.00	5.00	
0.70	0.50	0.20	0.63	0.64	0.65	0.65	0.66	0.67	0.67	0.67	0.67	
	0.30		0.56	0.58	0.59	0.60	0.61	0.62	0.63	0.64	0.64	
	0.20		0.51	0.53	0.54	0.55	0.56	0.58	0.59	0.60	0.61	
0.50	0.50	0.20	0.61	0.62	0.63	0.63	0.64	0.64	0.64	0.64	0.65	
	0.30		0.55	0.56	0.57	0.58	0.59	0.60	0.61	0.61	0.62	
	0.20		0.51	0.52	0.53	0.54	0.55	0.56	0.57	0.58	0.59	
0.30	0.50	0.20	0.59	0.60	0.60	0.61	0.61	0.61	0.62	0.62	0.62	
	0.30		0.54	0.55	0.56	0.56	0.57	0.58	0.59	0.59	0.60	
	0.20		0.51	0.51	0.52	0.53	0.54	0.55	0.56	0.57	0.58	
0.00	0.00	0.00	0.48	0.48	0.48	0.48	0.48	0.48	0.48	0.48	0.48	
<p>Rating:29W Photometrically tested without ceiling board. Multiply UF values by service correction factors Calculate in accordance with CIBSE Technical Memorandum NO.5 1980</p>												

Zonal Lumen

Gamma [°]	I _{mean} [cd]	Zonal Flux [lm]	Sum Zonal Flux [lm]	Rel Zonal Flux [%]	Sum Rel Zonal Flux [%]
0.0-5.0	240.3	5.7	5.7	0.28	0.28
5.0-10.0	232.4	16.6	22.4	0.82	1.11
10.0-15.0	210.1	24.9	47.3	1.24	2.34
15.0-20.0	191.8	31.6	78.9	1.57	3.91
20.0-25.0	196.2	41.1	120.1	2.04	5.95
25.0-30.0	205.3	52.0	172.0	2.57	8.52
30.0-35.0	205.3	60.5	232.5	3.00	11.52
35.0-40.0	201.2	67.1	299.6	3.33	14.85
40.0-45.0	196.8	72.9	372.5	3.61	18.46
45.0-50.0	192.1	77.6	450.1	3.85	22.31
50.0-55.0	184.5	80.3	530.4	3.98	26.28
55.0-60.0	174.6	80.7	611.1	4.00	30.28
60.0-65.0	163.7	79.6	690.6	3.94	34.23
65.0-70.0	152.6	77.3	767.9	3.83	38.06
70.0-75.0	143.2	74.9	842.8	3.71	41.77
75.0-80.0	136.5	73.1	915.8	3.62	45.39
80.0-85.0	130.4	70.9	986.7	3.51	48.90
85.0-90.0	121.4	66.5	1053.2	3.30	52.19
90.0-95.0	116.9	64.0	1117.2	3.17	55.36
95.0-100.0	117.5	63.8	1181.0	3.16	58.53
100.0-105.0	118.6	63.5	1244.5	3.15	61.67
105.0-110.0	124.0	64.8	1309.3	3.21	64.89
110.0-115.0	134.7	68.2	1377.6	3.38	68.27
115.0-120.0	149.0	72.5	1450.0	3.59	71.86
120.0-125.0	162.8	75.3	1525.3	3.73	75.59
125.0-130.0	175.0	76.1	1601.4	3.77	79.36
130.0-135.0	184.8	74.7	1676.1	3.70	83.06
135.0-140.0	190.6	70.6	1746.7	3.50	86.56
140.0-145.0	193.1	64.4	1811.1	3.19	89.75
145.0-150.0	195.4	57.6	1868.7	2.85	92.61
150.0-155.0	194.3	49.2	1917.9	2.44	95.04
155.0-160.0	183.6	38.5	1956.4	1.91	96.95
160.0-165.0	167.3	27.6	1984.0	1.37	98.32
165.0-170.0	164.7	19.5	2003.5	0.97	99.29
170.0-175.0	172.4	12.3	2015.8	0.61	99.90
175.0-180.0	87.2	2.1	2017.9	0.10	100.00

C Plane (°):0.0-360.0: 22.5
 Test Lab: Bacl
 Test Type: TYPE C
 Temperature: 25.4 'C
 Operator: KOBE

Gamma Plane (°):0.0-180.0:5.0
 Test Device: GPM-3000
 Distance: 14.073 m
 Humidity: 48
 Inspector:

Candlepower Table

Unit: cd

G\C	C0.0	C22.5	C45.0	C67.5	C90.0	C112.5	C135.0	C157.5	C180.0	C202.5
G0.0	241.2	241.2	241.2	241.2	241.2	241.2	241.2	241.2	241.2	241.2
G5.0	240.4	244.0	247.0	249.0	249.2	248.8	246.8	243.9	239.9	236.8
G10.0	237.5	244.6	251.0	255.4	256.0	254.9	250.4	244.1	236.4	227.4
G15.0	232.3	243.0	253.0	262.6	265.1	261.4	252.1	242.0	230.8	210.0
G20.0	224.8	239.1	256.7	273.5	277.4	271.6	254.1	237.7	222.9	180.6
G25.0	215.7	233.3	261.1	284.1	289.5	281.5	257.3	231.4	213.0	131.5
G30.0	204.6	227.6	264.7	293.6	300.3	290.1	259.7	223.3	201.9	84.0
G35.0	192.1	221.7	266.7	301.3	309.2	297.2	260.8	215.1	188.9	69.5
G40.0	177.9	214.9	267.1	307.0	316.3	302.2	260.4	206.4	174.5	93.0
G45.0	162.7	206.7	265.9	310.8	321.3	305.2	258.4	196.8	158.9	123.5
G50.0	146.4	197.2	262.9	312.4	324.2	306.2	254.8	185.7	142.4	122.3
G55.0	129.2	187.0	258.3	312.0	325.0	305.1	249.6	174.2	124.8	108.1
G60.0	110.8	175.8	252.3	309.6	323.6	302.0	242.7	161.3	106.4	93.5
G65.0	92.6	164.0	244.8	305.5	320.7	297.2	234.5	148.1	88.1	79.5
G70.0	74.3	151.4	236.3	299.6	315.7	290.2	224.6	134.5	70.1	66.2
G75.0	56.5	138.9	226.9	292.2	308.8	282.1	214.1	120.5	52.5	54.6
G80.0	39.6	126.5	217.0	283.8	300.6	273.1	202.7	106.9	35.5	45.2
G85.0	25.4	114.0	207.0	274.6	291.6	263.4	191.2	94.0	20.7	43.2
G90.0	13.4	104.0	198.9	267.1	283.7	254.9	181.5	83.0	9.4	34.5
G95.0	25.8	115.7	209.3	276.6	292.6	263.7	191.3	94.0	22.9	25.4
G100.0	40.2	128.4	220.2	286.4	301.5	272.8	202.3	106.6	38.0	22.2
G105.0	56.5	141.2	230.4	294.6	308.9	280.4	212.7	119.5	54.1	38.7
G110.0	73.4	153.5	240.1	301.6	314.9	287.2	222.6	132.3	70.9	55.5
G115.0	90.8	165.5	248.5	307.3	319.3	292.9	231.5	145.1	88.4	71.9
G120.0	107.6	176.7	255.4	311.1	321.6	296.7	238.9	157.4	105.6	87.7
G125.0	122.2	187.6	260.8	313.2	321.5	299.3	245.0	169.5	121.8	103.1
G130.0	135.7	197.3	264.6	313.2	319.6	299.7	249.7	180.7	136.5	117.6
G135.0	147.6	206.9	267.2	311.4	316.3	298.0	252.4	190.7	144.3	130.8
G140.0	156.5	216.5	269.4	308.2	311.0	293.9	252.3	199.4	149.9	110.5
G145.0	168.7	225.8	270.5	303.2	303.2	287.2	250.0	206.2	151.8	75.7
G150.0	183.5	233.8	270.3	296.3	293.8	278.4	244.9	200.9	152.0	65.5
G155.0	199.1	239.6	267.6	287.1	282.3	268.4	223.0	191.2	150.1	89.3
G160.0	212.6	242.7	262.3	275.0	268.7	249.6	206.4	192.8	150.3	122.9
G165.0	219.1	242.8	253.9	261.7	255.1	212.7	187.9	178.3	157.5	137.5
G170.0	196.4	230.6	244.0	249.4	226.3	185.9	179.8	176.5	165.3	150.6
G175.0	195.3	193.1	218.4	231.9	167.5	188.2	191.4	190.6	185.1	179.9
G180.0	0.0	0.0	0.0	0.0	0.0	0.0	0.0	0.0	0.0	0.0

C Plane (°):0.0-360.0: 22.5
 Test Lab: Bacl
 Test Type: TYPE C
 Temperature: 25.4 'C
 Operator: KOBE

Gamma Plane (°):0.0-180.0:5.0
 Test Device: GPM-3000
 Distance: 14.073 m
 Humidity: 48
 Inspector:

Candlepower Table (Continue 1)

Unit: cd

G\C	C225.0	C247.5	C270.0	C292.5	C315.0	C337.5	C360.0			
G0.0	241.2	241.2	241.2	241.2	241.2	241.2	241.2			
G5.0	232.2	227.7	226.6	228.4	233.1	237.2	240.4			
G10.0	204.5	170.5	157.0	177.3	209.4	229.5	237.5			
G15.0	128.9	60.5	43.3	67.3	148.5	216.6	232.3			
G20.0	51.8	86.0	108.8	70.5	66.8	196.7	224.8			
G25.0	87.7	182.3	198.3	165.0	59.9	166.2	215.7			
G30.0	157.7	185.4	189.2	182.8	123.7	121.9	204.6			
G35.0	167.5	174.3	178.1	171.7	167.9	78.1	192.1			
G40.0	155.2	162.2	166.8	159.7	155.5	57.7	177.9			
G45.0	141.8	150.2	155.1	147.6	141.7	74.5	162.7			
G50.0	128.6	137.2	141.7	134.5	128.0	100.5	146.4			
G55.0	115.5	123.6	128.7	121.0	114.6	103.6	129.2			
G60.0	101.7	111.4	116.7	108.7	100.6	88.9	110.8			
G65.0	89.4	100.6	106.3	97.8	87.7	74.4	92.6			
G70.0	79.3	90.0	96.4	87.1	76.8	61.2	74.3			
G75.0	70.0	94.8	111.1	89.6	66.8	49.0	56.5			
G80.0	78.3	102.1	116.5	96.4	75.7	40.1	39.6			
G85.0	83.6	102.4	110.3	96.6	78.5	35.7	25.4			
G90.0	66.0	89.0	96.8	84.2	60.5	26.9	13.4			
G95.0	56.4	78.6	86.9	75.2	50.9	21.5	25.8			
G100.0	39.0	50.3	62.4	45.4	33.7	22.2	40.2			
G105.0	21.4	33.9	46.0	28.6	18.9	38.9	56.5			
G110.0	34.8	20.5	23.3	19.7	37.4	54.7	73.4			
G115.0	58.0	40.6	37.3	40.8	60.9	70.4	90.8			
G120.0	78.7	66.5	63.3	66.8	80.9	85.6	107.6			
G125.0	97.0	91.1	89.3	89.7	99.1	100.2	122.2			
G130.0	113.9	111.1	110.4	109.0	116.2	114.3	135.7			
G135.0	130.1	129.5	129.3	126.9	132.0	110.5	147.6			
G140.0	145.0	146.2	146.6	143.1	146.8	81.2	156.5			
G145.0	158.3	161.1	161.8	157.7	160.1	61.8	168.7			
G150.0	168.3	174.3	175.3	170.8	171.7	70.7	183.5			
G155.0	110.6	184.6	186.2	181.0	107.4	98.0	199.1			
G160.0	49.9	124.5	158.4	118.4	49.5	125.2	212.6			
G165.0	79.6	41.7	49.2	39.1	91.1	138.6	219.1			
G170.0	129.6	91.8	98.7	121.2	138.0	140.0	196.4			
G175.0	167.4	131.9	108.1	116.3	153.8	172.6	195.3			
G180.0	0.0	0.0	0.0	0.0	0.0	0.0	0.0			

C Plane (°):0.0-360.0: 22.5
 Test Lab: Bacl
 Test Type: TYPE C
 Temperature: 25.4 'C
 Operator: KOBE

Gamma Plane (°):0.0-180.0:5.0
 Test Device: GPM-3000
 Distance: 14.073 m
 Humidity: 48
 Inspector: