

Report No.: PKS190411002-10

Test Time: 2019-4-12 17:20

Luminaire Property

Luminaire Manufacturer:

Luminaire Category:

Luminaire Description: CHS061407LAJUDSN Lamp Catalog:

Lamp Description:

Number of Lamps:

Lumens per Lamp:

Luminous Length (mm):

Luminous Width (mm):

Luminous Height (mm):

Voltage: 120.0 V

Current: 0.071 A

Power: 8.26 W

Power Factor: 0.977

Photometric Results

CIE Class: General Diffuse

Total Rated Lamp Lumens: 399.9 lm

Measurement Flux: 399.9 lm

Efficiency: 100%

Downward Ratio: 50%

Upward Ratio: 50%

Field Angle(C0/C180,C90/C270,C45/C225,C135/315): 360.0, 339.9, 338.3, 338.5

Beam Angle(C0/C180,C90/C270,C45/C225,C135/315): 346.5, 177.9, 202.1, 200.6

Luminaire Efficacy Rating (LER): 48.47

C0r0 Intensity: 26 cd


Max. Intensity: 106.6 cd

Pos of Max. Intensity: H90 V90

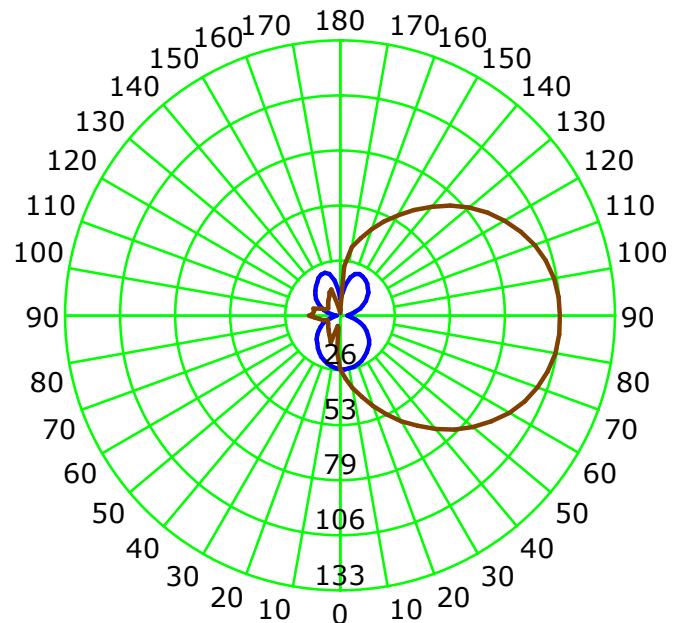
S/MH(C0/C180): 1.26

S/MH(C90/C270): 2.28

Picture Of Luminaire



Luminous Intensity Distribution Curve



Unit: cd

Average Diffuse Angle(50%): 262.2°

— C0-C180 — C90-C270

C Plane (°):0.0-360.0: 22.5

Gamma Plane (°):0.0-180.0:5.0

Test Lab: Bacl

Test Device: GPM-3000

Test Type: TYPE C

Distance: 14.073 m

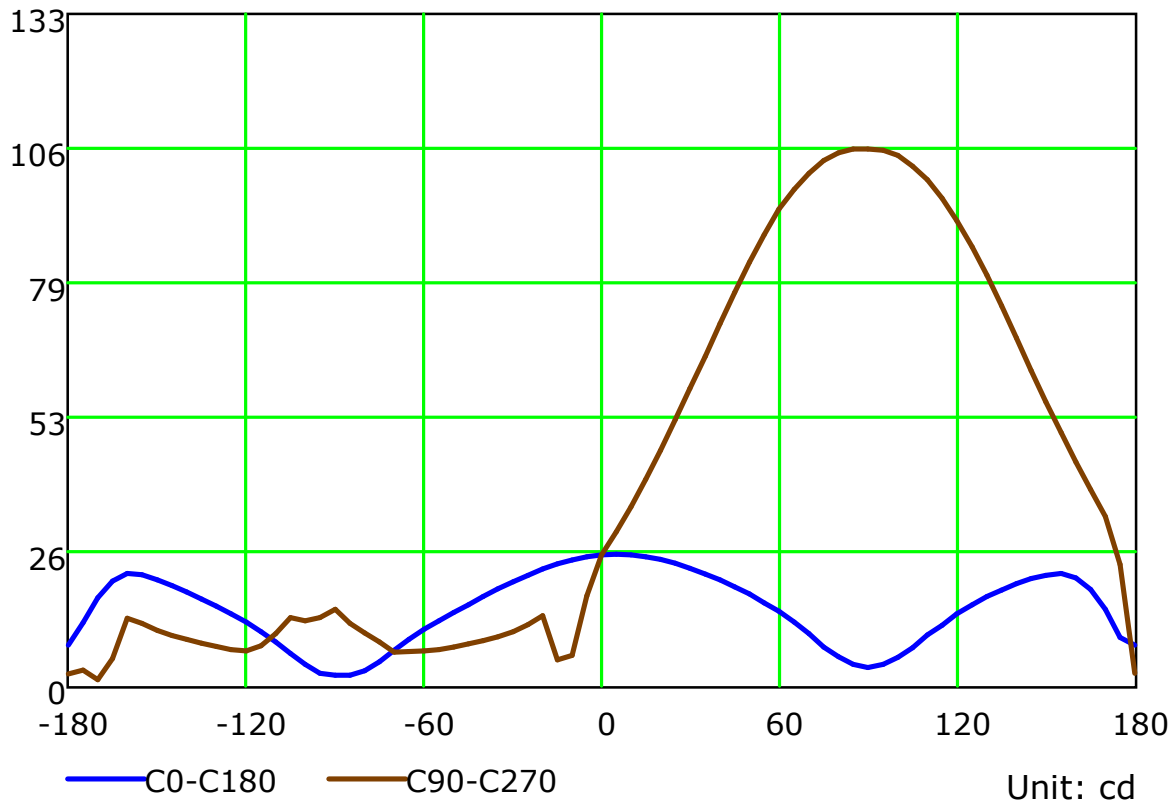
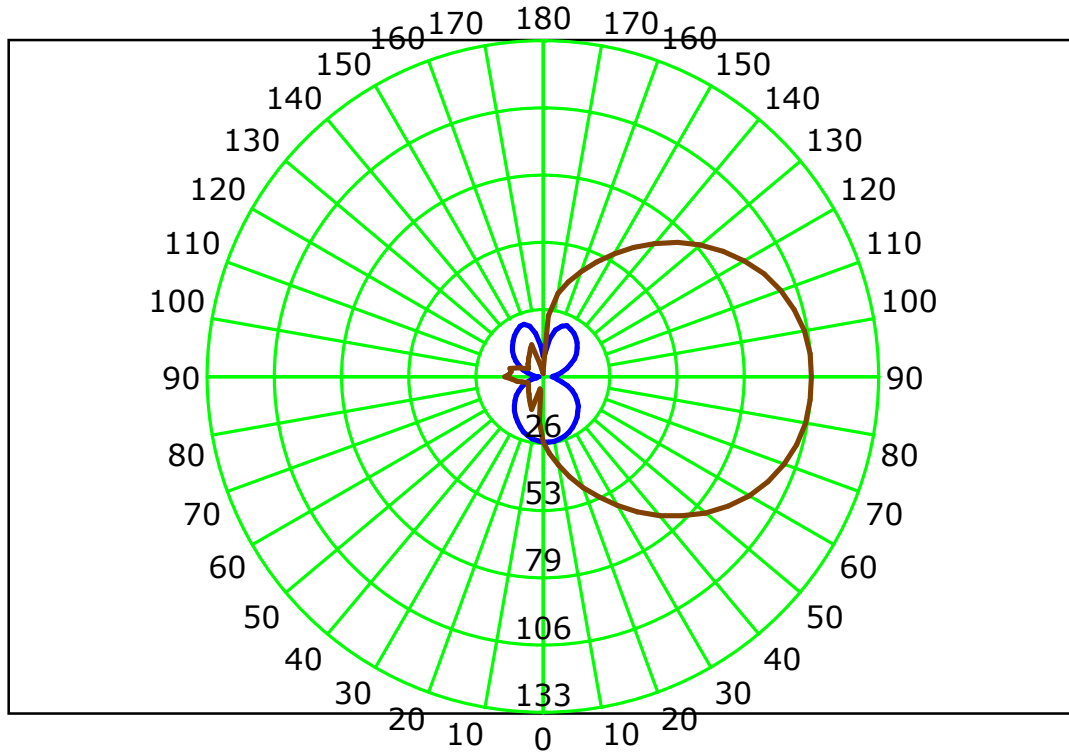
Temperature: 24.6 °C

Humidity: 48

Operator: KOBE

Inspector:

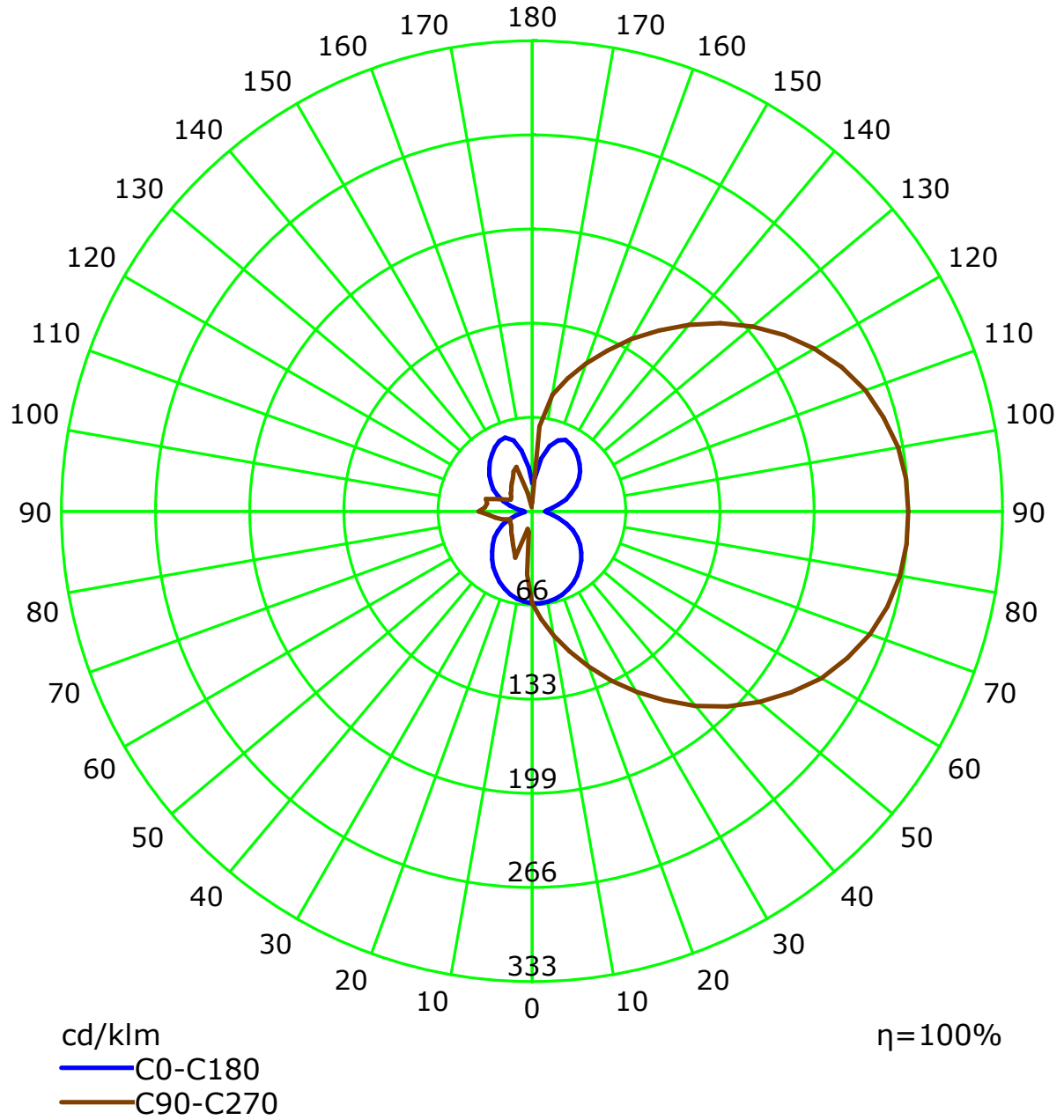
Luminous Intensity Distribution Curve



C Plane (°):0.0-360.0: 22.5
 Test Lab: Bacl
 Test Type: TYPE C
 Temperature: 24.6 'C
 Operator: KOBE

Gamma Plane (°):0.0-180.0:5.0
 Test Device: GPM-3000
 Distance: 14.073 m
 Humidity: 48
 Inspector:

Luminous Intensity Distribution Curve(cd/klm)



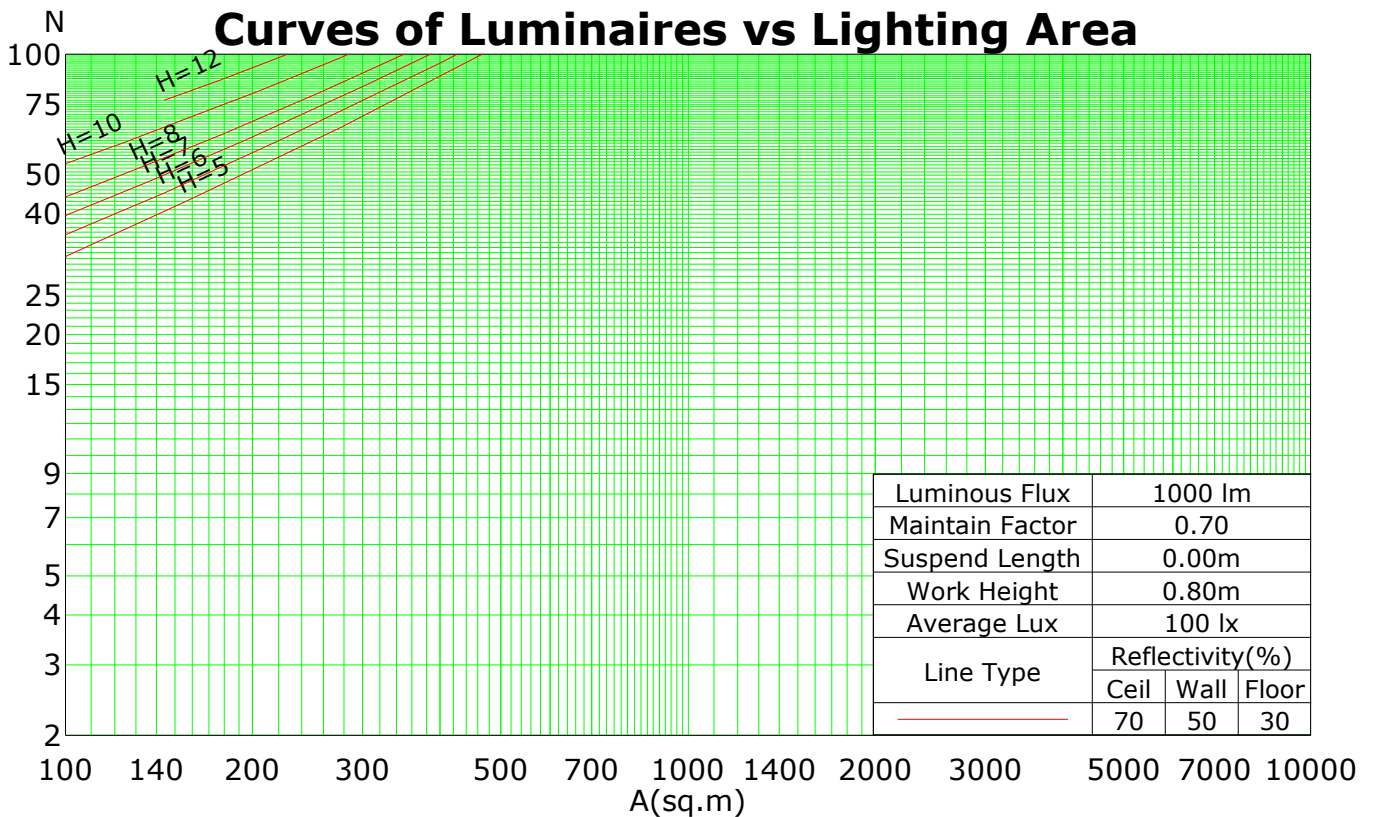
C Plane (°):0.0-360.0: 22.5
 Test Lab: Bacl
 Test Type: TYPE C
 Temperature: 24.6 °C
 Operator: KOBE

Gamma Plane (°):0.0-180.0:5.0
 Test Device: GPM-3000
 Distance: 14.073 m
 Humidity: 48
 Inspector:

Coefficients Of Utilization - Zonal Cavity Method

RC	0.8	0.8	0.8	0.8	0.7	0.7	0.7	0.7	0.5	0.5	0.5	0.3	0.3	0.3	0.1	0.1	0.1	0
RW	0.7	0.5	0.3	0.1	0.7	0.5	0.3	0.1	0.5	0.3	0.1	0.5	0.3	0.1	0.5	0.3	0.1	0
RCR	RF = 0.2																	
0	1.07	1.07	1.07	1.07	.99	.99	.99	.99	.84	.84	.84	.69	.69	.69	.56	.56	.56	.50
1	.93	.87	.81	.76	.85	.79	.74	.70	.66	.62	.59	.54	.51	.48	.42	.40	.38	.32
2	.83	.73	.65	.58	.75	.67	.60	.54	.55	.50	.45	.44	.40	.37	.35	.31	.29	.24
3	.75	.63	.54	.46	.68	.57	.49	.43	.47	.41	.36	.38	.33	.29	.29	.26	.22	.18
4	.68	.55	.45	.38	.61	.50	.42	.35	.41	.35	.29	.33	.28	.24	.25	.21	.18	.14
5	.62	.48	.39	.32	.56	.44	.36	.29	.36	.30	.24	.29	.24	.20	.22	.18	.15	.12
6	.56	.43	.33	.27	.51	.39	.31	.25	.32	.26	.21	.26	.21	.17	.20	.16	.13	.10
7	.52	.38	.29	.23	.47	.35	.27	.21	.29	.22	.18	.23	.18	.14	.18	.14	.11	.08
8	.48	.34	.26	.20	.44	.32	.24	.18	.26	.20	.15	.21	.16	.12	.16	.12	.10	.07
9	.45	.31	.23	.17	.41	.29	.21	.16	.24	.18	.14	.19	.14	.11	.15	.11	.08	.06
10	.42	.28	.21	.15	.38	.26	.19	.14	.22	.16	.12	.18	.13	.10	.14	.10	.07	.05

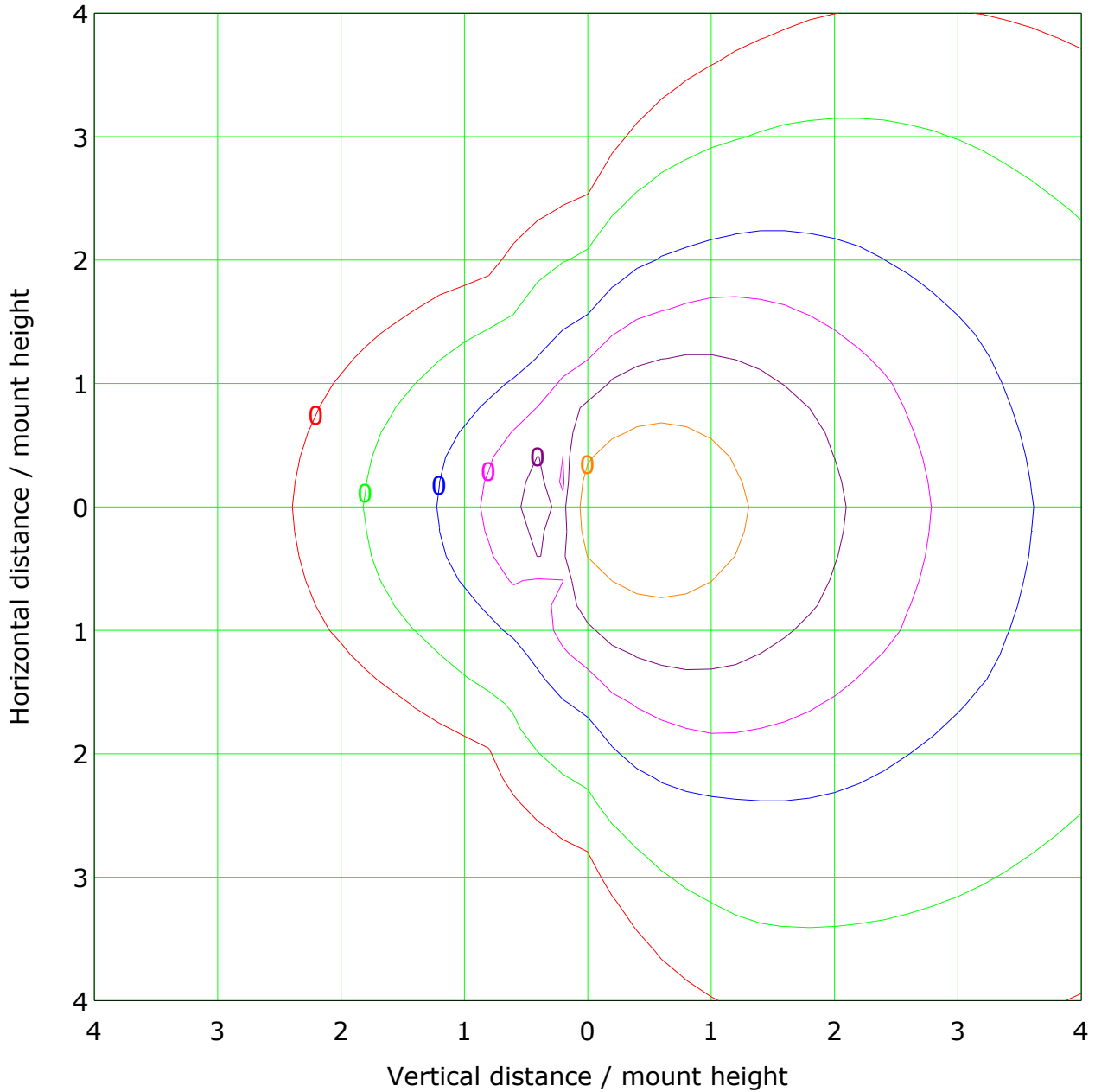
Spacing Criteria (0-180): 1.26
 Spacing Criteria (90-270): 2.28
 Spacing Criteria (Diagonal): 1.99



C Plane (°):0.0-360.0: 22.5
 Test Lab: Bacl
 Test Type: TYPE C
 Temperature: 24.6 'C
 Operator: KOBE

Gamma Plane (°):0.0-180.0:5.0
 Test Device: GPM-3000
 Distance: 14.073 m
 Humidity: 48
 Inspector:

IsoLux Plot



Mounting Height: 10.0m Max Lux(100%): 0.4 lx

(1%): 0.0 lx	(2%): 0.0 lx
(5%): 0.0 lx	(10%): 0.0 lx
(20%): 0.1 lx	(50%): 0.2 lx

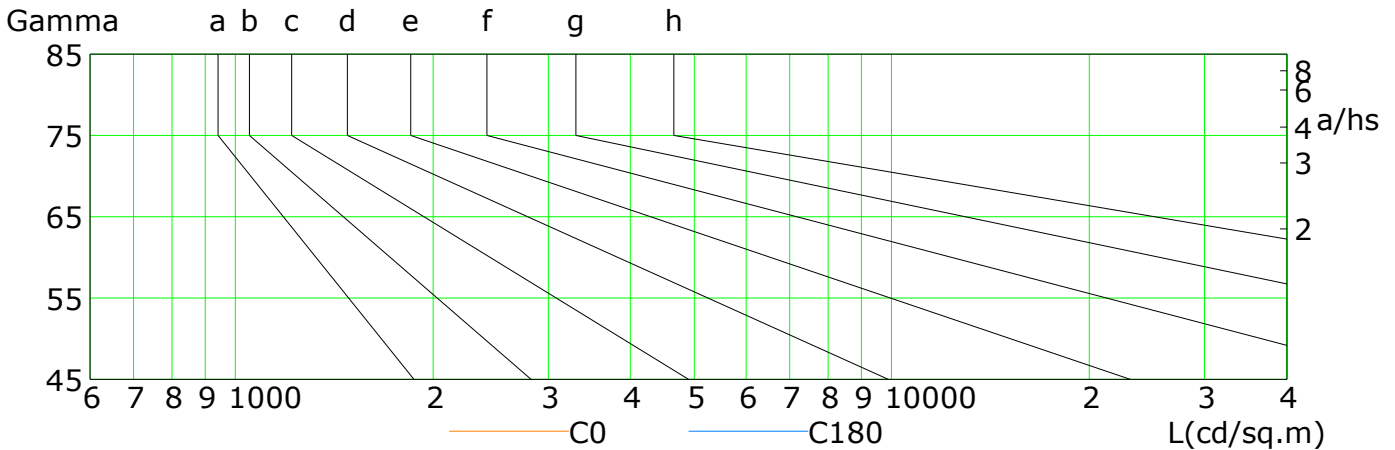
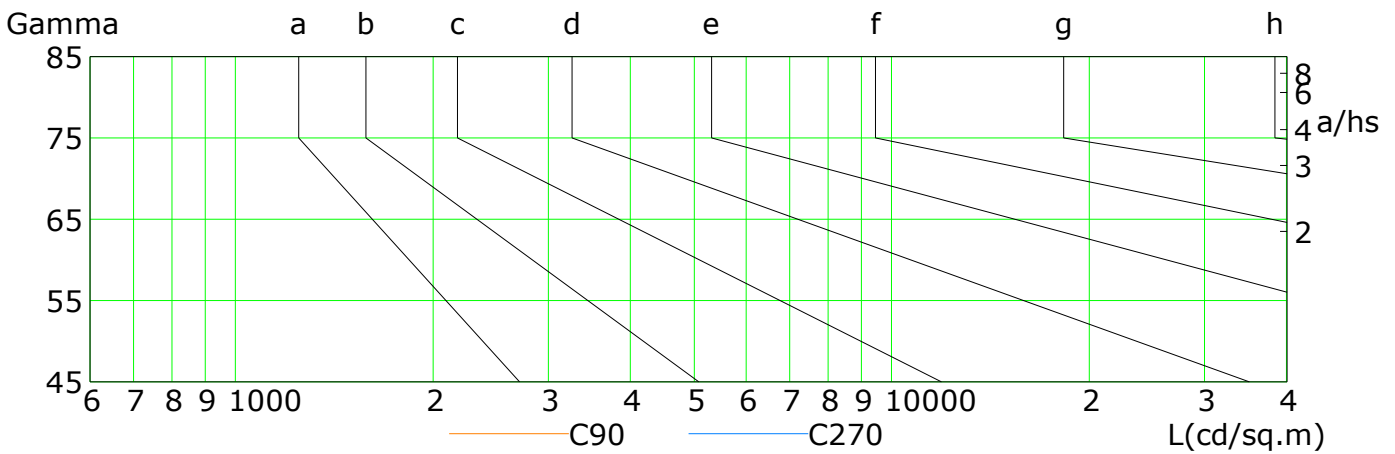
C Plane (°):0.0-360.0: 22.5
Test Lab: Bacl
Test Type: TYPE C
Temperature: 24.6 'C
Operator: KOBE

Gamma Plane (°):0.0-180.0:5.0
Test Device: GPM-3000
Distance: 14.073 m
Humidity: 48
Inspector:

Lum Limit Curve

Dazzle	Quality	Illuminance (lx)							
		2000	1000	500	<=300				
1.15	A	2000	1000	500	<=300				
1.50	B		2000	1000	500	<=300			
1.85	C			2000	1000	500	<=300		
2.20	D				2000	1000	500	<=300	
2.55	E					2000	1000	500	<=300

a b c d e f g h

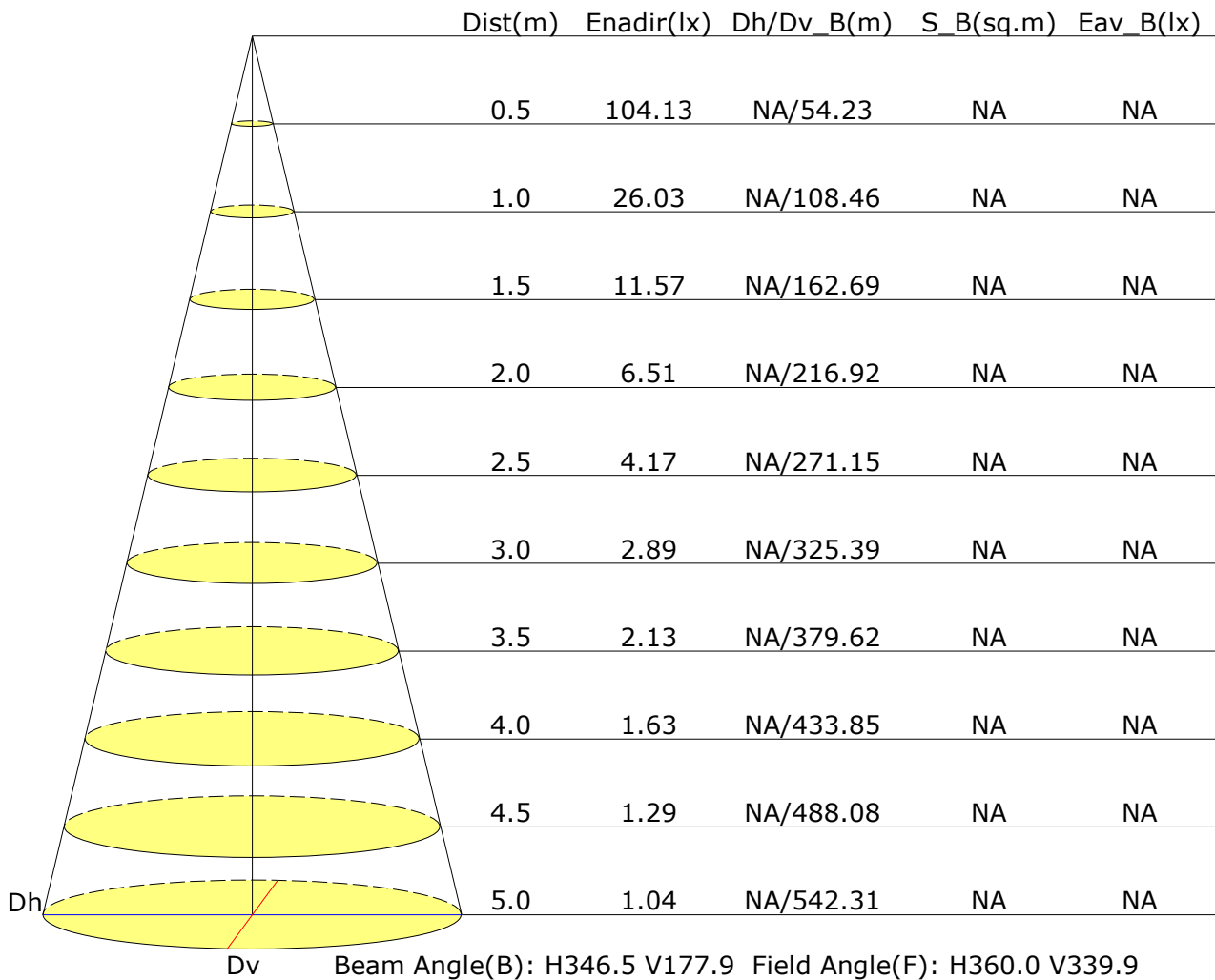


L(cd/sq.m)	G45	G50	G55	G60	G65	G70	G75	G80	G85
C0	20	18	17	15	13	10	8	6	4
C90	78	84	90	95	99	102	104	106	106
C180	16	15	13	11	9	7	5	3	2
C270	8	8	7	7	7	7	9	11	12

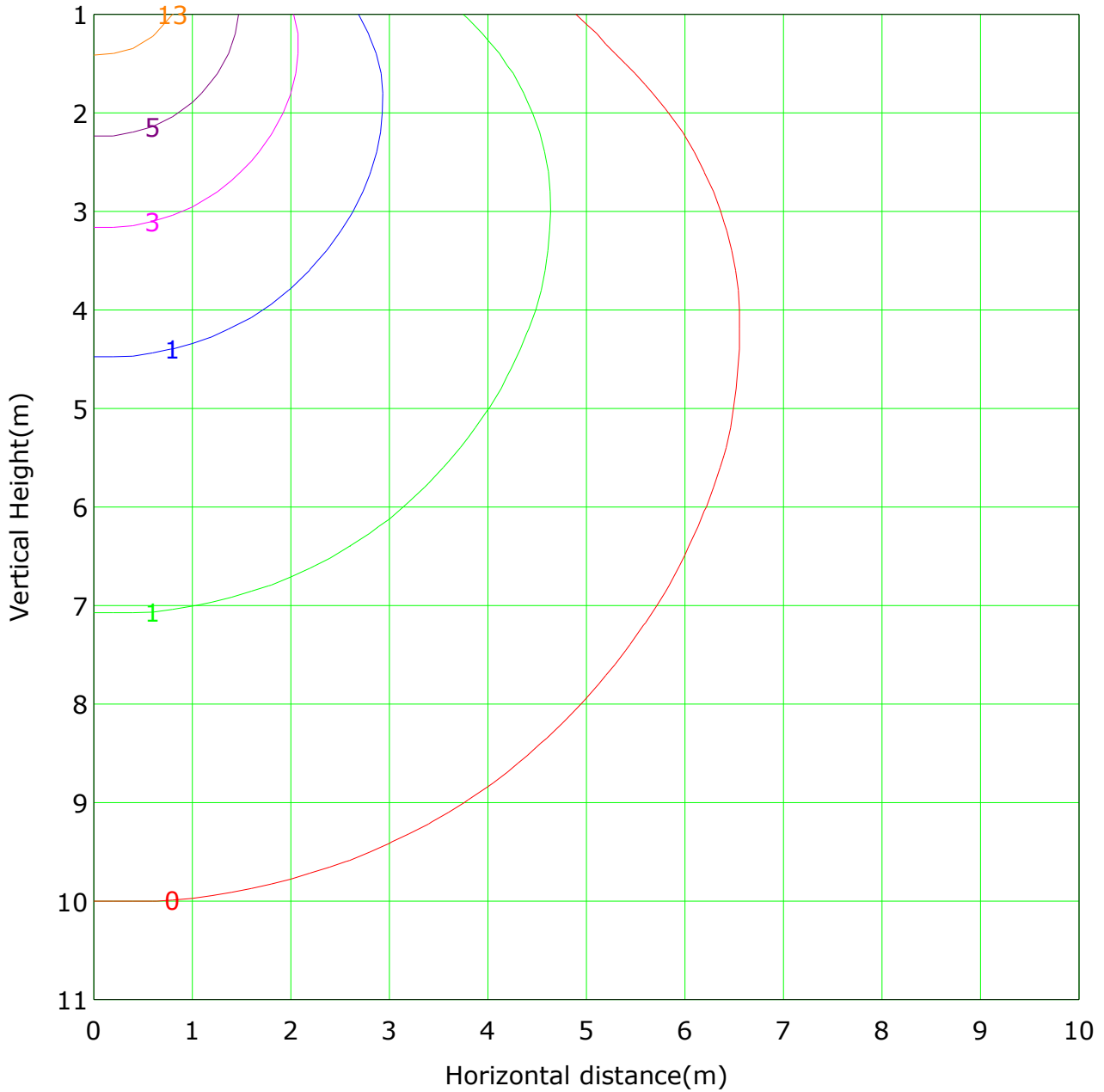
C Plane (°):0.0-360.0: 22.5
Test Lab: Bacl
Test Type: TYPE C
Temperature: 24.6 'C
Operator: KOBE

Gamma Plane (°):0.0-180.0:5.0
Test Device: GPM-3000
Distance: 14.073 m
Humidity: 48
Inspector:

Illuminance at a Distance



Vertical IsoLux Plot




Lowest(m): 1.0m	Highest(m): 11.0m	Max Lux: 26.0 lx
— (1%): 0.3 lx	— (2%): 0.5 lx	
— (5%): 1.3 lx	— (10%): 2.6 lx	
— (20%): 5.2 lx	— (50%): 13.0 lx	

C Plane (°):0.0-360.0: 22.5
 Test Lab: Bacl
 Test Type: TYPE C
 Temperature: 24.6 'C
 Operator: KOBE

Gamma Plane (°):0.0-180.0:5.0
 Test Device: GPM-3000
 Distance: 14.073 m
 Humidity: 48
 Inspector:

The Average Illuminance Effective Figure



C Plane (°):0.0-360.0: 22.5
 Test Lab: Bacl
 Test Type: TYPE C
 Temperature: 24.6 °C
 Operator: KOBE

Gamma Plane (°):0.0-180.0:5.0
 Test Device: GPM-3000
 Distance: 14.073 m
 Humidity: 48
 Inspector:

UGR Table

Reflectance:										
Ceiling (cavity)	0.7	0.7	0.5	0.5	0.3	0.7	0.7	0.5	0.5	0.3
Wall	0.5	0.3	0.5	0.3	0.3	0.5	0.3	0.5	0.3	0.3
Reference plane	0.2	0.2	0.2	0.2	0.2	0.2	0.2	0.2	0.2	0.2
Room dimensions	Viewed crosswise					Viewed endwise				
X=2H Y=2H	-1.\$	-1.\$	-1.\$	-1.\$	-1.\$	-1.\$	-1.\$	-1.\$	-1.\$	-1.\$
3H	-1.\$	-1.\$	-1.\$	-1.\$	-1.\$	-1.\$	-1.\$	-1.\$	-1.\$	-1.\$
4H	-1.\$	-1.\$	-1.\$	-1.\$	-1.\$	-1.\$	-1.\$	-1.\$	-1.\$	-1.\$
6H	-1.\$	-1.\$	-1.\$	-1.\$	-1.\$	-1.\$	-1.\$	-1.\$	-1.\$	-1.\$
8H	-1.\$	-1.\$	-1.\$	-1.\$	-1.\$	-1.\$	-1.\$	-1.\$	-1.\$	-1.\$
12H	-1.\$	-1.\$	-1.\$	-1.\$	-1.\$	-1.\$	-1.\$	-1.\$	-1.\$	-1.\$
X=4H Y=2H	-1.\$	-1.\$	-1.\$	-1.\$	-1.\$	-1.\$	-1.\$	-1.\$	-1.\$	-1.\$
3H	-1.\$	-1.\$	-1.\$	-1.\$	-1.\$	-1.\$	-1.\$	-1.\$	-1.\$	-1.\$
4H	-1.\$	-1.\$	-1.\$	-1.\$	-1.\$	-1.\$	-1.\$	-1.\$	-1.\$	-1.\$
6H	-1.\$	-1.\$	-1.\$	-1.\$	-1.\$	-1.\$	-1.\$	-1.\$	-1.\$	-1.\$
8H	-1.\$	-1.\$	-1.\$	-1.\$	-1.\$	-1.\$	-1.\$	-1.\$	-1.\$	-1.\$
12H	-1.\$	-1.\$	-1.\$	-1.\$	-1.\$	-1.\$	-1.\$	-1.\$	-1.\$	-1.\$
X=8H Y=4H	-1.\$	-1.\$	-1.\$	-1.\$	-1.\$	-1.\$	-1.\$	-1.\$	-1.\$	-1.\$
6H	-1.\$	-1.\$	-1.\$	-1.\$	-1.\$	-1.\$	-1.\$	-1.\$	-1.\$	-1.\$
8H	-1.\$	-1.\$	-1.\$	-1.\$	-1.\$	-1.\$	-1.\$	-1.\$	-1.\$	-1.\$
12H	-1.\$	-1.\$	-1.\$	-1.\$	-1.\$	-1.\$	-1.\$	-1.\$	-1.\$	-1.\$
X=12H Y=4H	-1.\$	-1.\$	-1.\$	-1.\$	-1.\$	-1.\$	-1.\$	-1.\$	-1.\$	-1.\$
6H	-1.\$	-1.\$	-1.\$	-1.\$	-1.\$	-1.\$	-1.\$	-1.\$	-1.\$	-1.\$
8H	-1.\$	-1.\$	-1.\$	-1.\$	-1.\$	-1.\$	-1.\$	-1.\$	-1.\$	-1.\$
Variations with the observer position at spacings:										
S=1.0H										
S=1.5H										
S=2.0H										

Calculate in accordance with CIE Pub.117. The table is revised with $400lm (8\log(F/F_0) = -3.2)$.

C Plane (°):0.0-360.0: 22.5
 Test Lab: Bacl
 Test Type: TYPE C
 Temperature: 24.6 'C
 Operator: KOBE

Gamma Plane (°):0.0-180.0:5.0
 Test Device: GPM-3000
 Distance: 14.073 m
 Humidity: 48
 Inspector:

Utilisation Factor Table(Floor cavity)

Utilisation Factors UF(F)			SHR NOM = 2.00									
Room Reflectance			Room Index(RI)									
Ceiling	Wall	Floor	0.75	1.00	1.25	1.50	2.00	2.50	3.00	4.00	5.00	
0.70	0.50	0.20	NA	0.46	0.52	0.57	0.64	0.68	0.72	0.77	0.80	
		0.30	NA	0.38	0.44	0.49	0.56	0.62	0.66	0.71	0.75	
		0.20	NA	0.32	0.37	0.42	0.50	0.56	0.60	0.67	0.71	
0.50	0.50	0.20	NA	0.39	0.43	0.47	0.53	0.57	0.60	0.64	0.67	
		0.30	NA	0.32	0.37	0.41	0.47	0.52	0.55	0.60	0.63	
		0.20	NA	0.28	0.32	0.36	0.42	0.47	0.51	0.56	0.60	
0.30	0.50	0.20	NA	0.31	0.35	0.38	0.43	0.46	0.49	0.52	0.54	
		0.30	NA	0.26	0.30	0.33	0.39	0.42	0.45	0.49	0.52	
		0.20	NA	0.23	0.26	0.29	0.35	0.39	0.42	0.46	0.49	
0.00	0.00	0.00	NA	0.15	0.17	0.19	0.23	0.26	0.28	0.31	0.34	
<p>Rating:8W Photometrically tested without ceiling board. Multiply UF values by service correction factors Calculate in accordance with CIBSE Technical Memorandum NO.5 1980</p>												

Utilisation Factor Table(Wall)

Utilisation Factors UF(W)			SHR NOM = 2.00									
Room Reflectance			Room Index(RI)									
Ceiling	Wall	Floor	0.75	1.00	1.25	1.50	2.00	2.50	3.00	4.00	5.00	
0.70	0.50	0.20	NA	0.86	0.77	0.69	0.57	0.49	0.43	0.35	0.30	
		0.30	NA	0.74	0.67	0.61	0.52	0.45	0.40	0.33	0.29	
		0.20	NA	0.64	0.59	0.55	0.47	0.42	0.38	0.31	0.27	
0.50	0.50	0.20	NA	0.74	0.66	0.60	0.50	0.44	0.38	0.31	0.27	
		0.30	NA	0.65	0.59	0.54	0.46	0.40	0.36	0.30	0.25	
		0.20	NA	0.57	0.53	0.49	0.42	0.37	0.34	0.28	0.24	
0.30	0.50	0.20	NA	0.63	0.57	0.52	0.43	0.37	0.33	0.27	0.24	
		0.30	NA	0.56	0.51	0.47	0.40	0.35	0.31	0.26	0.23	
		0.20	NA	0.50	0.46	0.43	0.37	0.33	0.30	0.25	0.22	
0.00	0.00	0.00	0.50	0.36	0.34	0.31	0.27	0.25	0.22	0.19	0.17	
<p>Rating:8W Photometrically tested without ceiling board. Multiply UF values by service correction factors Calculate in accordance with CIBSE Technical Memorandum NO.5 1980</p>												

Utilisation Factor Table(Ceiling cavity)

Utilisation Factors UF(C)			SHR NOM = 2.00								
Room Reflectance			Room Index(RI)								
Ceiling	Wall	Floor	0.75	1.00	1.25	1.50	2.00	2.50	3.00	4.00	5.00
0.70	0.50	0.20	NA	0.66	0.67	0.67	0.68	0.69	0.69	0.69	0.69
		0.30	NA	0.59	0.60	0.61	0.62	0.63	0.64	0.65	0.66
		0.20	NA	0.54	0.55	0.56	0.58	0.59	0.60	0.61	0.62
0.50	0.50	0.20	NA	0.64	0.64	0.65	0.65	0.66	0.66	0.66	0.66
		0.30	NA	0.58	0.59	0.60	0.61	0.61	0.62	0.63	0.63
		0.20	NA	0.53	0.54	0.55	0.56	0.57	0.58	0.60	0.60
0.30	0.50	0.20	NA	0.61	0.62	0.62	0.63	0.63	0.63	0.64	0.64
		0.30	NA	0.57	0.57	0.58	0.59	0.59	0.60	0.61	0.61
		0.20	NA	0.53	0.54	0.54	0.55	0.56	0.57	0.58	0.59
0.00	0.00	0.00	0.50	0.50	0.50	0.50	0.50	0.50	0.50	0.50	0.50

Rating:8W Photometrically tested without ceiling board.
 Multiply UF values by service correction factors
 Calculate in accordance with CIBSE Technical Memorandum NO.5 1980

Zonal Lumen

Gamma [°]	Imean [cd]	Zonal Flux [lm]	Sum Zonal Flux [lm]	Rel Zonal Flux [%]	Sum Rel Zonal Flux [%]
0.0-5.0	25.6	0.6	0.6	0.15	0.15
5.0-10.0	24.1	1.7	2.3	0.43	0.58
10.0-15.0	22.6	2.7	5.0	0.67	1.26
15.0-20.0	23.4	3.9	8.9	0.97	2.22
20.0-25.0	25.4	5.3	14.2	1.33	3.55
25.0-30.0	26.7	6.8	21.0	1.69	5.24
30.0-35.0	27.8	8.2	29.2	2.05	7.29
35.0-40.0	29.1	9.7	38.9	2.43	9.72
40.0-45.0	30.4	11.3	50.1	2.82	12.54
45.0-50.0	31.5	12.7	62.9	3.18	15.72
50.0-55.0	32.3	14.0	76.9	3.51	19.23
55.0-60.0	33.0	15.2	92.1	3.81	23.04
60.0-65.0	33.6	16.3	108.5	4.09	27.13
65.0-70.0	34.0	17.2	125.7	4.30	31.43
70.0-75.0	34.4	18.0	143.6	4.49	35.92
75.0-80.0	35.0	18.7	162.4	4.69	40.61
80.0-85.0	35.5	19.3	181.7	4.83	45.43
85.0-90.0	36.1	19.8	201.4	4.94	50.37
90.0-95.0	36.4	19.9	221.4	4.98	55.36
95.0-100.0	36.3	19.7	241.1	4.93	60.29
100.0-105.0	35.9	19.2	260.3	4.81	65.10
105.0-110.0	35.2	18.4	278.8	4.60	69.70
110.0-115.0	34.1	17.3	296.0	4.32	74.02
115.0-120.0	33.0	16.1	312.1	4.02	78.04
120.0-125.0	32.3	14.9	327.0	3.73	81.77
125.0-130.0	31.5	13.7	340.7	3.42	85.19
130.0-135.0	30.6	12.4	353.1	3.10	88.29
135.0-140.0	29.6	11.0	364.0	2.74	91.03
140.0-145.0	28.2	9.4	373.5	2.36	93.38
145.0-150.0	26.8	7.9	381.3	1.97	95.36
150.0-155.0	25.7	6.5	387.8	1.63	96.98
155.0-160.0	24.2	5.1	392.9	1.27	98.25
160.0-165.0	21.6	3.6	396.5	0.89	99.14
165.0-170.0	18.4	2.2	398.7	0.55	99.69
170.0-175.0	14.4	1.0	399.7	0.26	99.95
175.0-180.0	8.9	0.2	399.9	0.05	100.00

C Plane (°):0.0-360.0: 22.5
 Test Lab: Bacl
 Test Type: TYPE C
 Temperature: 24.6 'C
 Operator: KOBE

Gamma Plane (°):0.0-180.0:5.0
 Test Device: GPM-3000
 Distance: 14.073 m
 Humidity: 48
 Inspector:

Candlepower Table

Unit: cd

G\C	C0.0	C22.5	C45.0	C67.5	C90.0	C112.5	C135.0	C157.5	C180.0	C202.5
G0.0	26.0	26.0	26.0	26.0	26.0	26.0	26.0	26.0	26.0	26.0
G5.0	26.2	27.8	29.3	30.6	30.7	30.3	29.1	27.5	25.7	23.1
G10.0	26.0	29.6	32.8	35.2	35.6	34.8	32.2	28.8	25.1	19.4
G15.0	25.7	31.1	36.3	40.3	41.0	39.4	35.1	29.8	24.3	14.5
G20.0	25.2	32.4	39.8	45.6	46.7	44.3	38.2	30.7	23.3	8.5
G25.0	24.4	33.5	43.4	51.0	52.9	49.4	41.2	31.3	22.1	2.9
G30.0	23.4	34.5	46.9	56.6	59.0	54.6	44.2	31.7	20.7	3.1
G35.0	22.3	35.4	50.7	62.4	65.4	59.9	47.0	32.0	19.3	6.5
G40.0	21.1	36.2	54.1	68.3	71.9	65.3	49.8	32.1	17.8	10.4
G45.0	19.7	36.9	57.3	74.1	78.1	70.5	52.5	32.2	16.2	9.1
G50.0	18.3	37.6	60.8	79.6	84.1	75.6	55.1	32.1	14.7	7.7
G55.0	16.6	37.6	63.9	84.5	89.5	80.1	57.5	31.8	13.1	6.3
G60.0	14.9	37.8	66.6	88.9	94.6	84.3	59.6	31.3	11.4	5.1
G65.0	12.8	42.1	68.9	92.6	98.5	87.6	61.4	30.7	9.4	4.2
G70.0	10.5	38.2	70.6	95.7	101.7	90.4	62.8	30.3	7.1	3.6
G75.0	7.9	43.0	71.8	98.1	104.2	92.4	64.0	30.0	4.9	3.1
G80.0	5.9	40.8	72.6	99.4	105.7	93.7	64.4	33.8	3.1	2.7
G85.0	4.4	40.5	72.8	100.1	106.4	94.1	64.4	34.2	2.2	2.3
G90.0	3.7	39.2	72.6	100.1	106.6	94.3	64.4	37.3	2.2	2.8
G95.0	4.3	41.3	72.7	100.0	106.2	94.0	64.1	36.2	2.6	2.8
G100.0	5.7	42.1	72.0	98.9	105.2	93.0	63.6	34.8	4.3	3.4
G105.0	7.7	39.5	70.9	97.0	103.0	91.4	62.9	32.1	6.5	4.3
G110.0	10.2	42.5	69.2	94.4	100.4	89.0	62.1	32.0	8.8	4.9
G115.0	12.2	37.0	67.2	90.9	96.7	85.7	59.4	31.6	10.9	5.5
G120.0	14.4	36.2	64.6	86.8	92.2	81.8	57.4	31.6	12.7	6.2
G125.0	16.2	36.9	61.6	82.2	87.1	77.5	54.9	29.9	14.4	7.2
G130.0	17.8	35.8	58.4	76.9	81.5	72.6	52.3	30.1	15.9	8.6
G135.0	19.1	34.9	55.1	71.3	75.4	67.5	49.7	30.1	17.3	10.1
G140.0	20.3	34.3	51.8	65.5	69.0	62.0	46.9	30.1	18.7	10.5
G145.0	21.4	33.6	48.2	59.9	62.6	56.8	44.1	30.0	19.9	6.2
G150.0	22.0	32.9	44.8	54.2	56.4	51.6	41.3	29.7	21.1	2.9
G155.0	22.4	32.0	41.3	48.7	50.3	46.5	38.5	29.2	22.1	4.1
G160.0	21.5	30.7	37.9	43.4	44.5	41.7	35.7	28.5	22.4	9.0
G165.0	19.3	28.4	34.6	38.4	39.0	37.1	32.8	26.6	20.9	12.6
G170.0	15.3	23.7	29.8	33.1	33.7	31.8	27.2	21.3	17.6	12.4
G175.0	9.7	15.1	20.6	24.0	24.2	21.2	16.0	13.7	12.6	9.6
G180.0	8.1	8.5	6.7	3.5	2.6	5.2	6.2	6.4	8.2	8.5

C Plane (°):0.0-360.0: 22.5
 Test Lab: Bacl
 Test Type: TYPE C
 Temperature: 24.6 'C
 Operator: KOBE

Gamma Plane (°):0.0-180.0:5.0
 Test Device: GPM-3000
 Distance: 14.073 m
 Humidity: 48
 Inspector:

Candlepower Table (Continue 1)

Unit: cd

G\C	C225.0	C247.5	C270.0	C292.5	C315.0	C337.5	C360.0			
G0.0	26.0	26.0	26.0	26.0	26.0	26.0	26.0			
G5.0	20.6	18.8	18.0	19.0	21.3	23.8	26.2			
G10.0	12.2	7.2	6.1	8.0	14.1	20.9	26.0			
G15.0	3.1	4.2	5.2	3.4	5.7	17.2	25.7			
G20.0	5.2	12.2	14.0	11.0	3.5	12.7	25.2			
G25.0	12.0	12.6	12.2	12.8	9.0	7.9	24.4			
G30.0	12.2	11.2	10.9	11.3	12.5	3.1	23.4			
G35.0	10.6	9.9	9.8	9.9	10.9	2.4	22.3			
G40.0	9.2	9.0	9.0	8.9	9.5	4.9	21.1			
G45.0	8.1	8.4	8.5	8.3	8.2	8.1	19.7			
G50.0	7.2	7.6	7.8	7.6	7.2	8.3	18.3			
G55.0	6.5	7.1	7.4	6.9	6.5	7.0	16.6			
G60.0	5.8	6.6	7.0	6.6	5.9	5.8	14.9			
G65.0	5.2	6.3	6.9	6.5	5.3	4.7	12.8			
G70.0	4.9	6.2	6.7	6.4	4.8	4.0	10.5			
G75.0	4.7	7.5	8.8	7.4	4.6	3.2	7.9			
G80.0	6.0	9.4	10.6	9.3	5.5	2.6	5.9			
G85.0	7.4	11.5	12.5	10.2	6.3	1.9	4.4			
G90.0	8.8	13.8	15.2	12.8	7.4	1.8	3.7			
G95.0	8.2	12.3	13.6	12.3	8.4	2.7	4.3			
G100.0	8.5	11.9	13.1	12.7	8.6	2.6	5.7			
G105.0	7.4	12.2	13.7	11.6	6.3	3.4	7.7			
G110.0	6.1	9.5	10.4	8.3	5.0	4.2	10.2			
G115.0	5.8	7.1	8.0	6.0	5.4	5.1	12.2			
G120.0	6.3	6.7	7.0	6.4	6.0	6.0	14.4			
G125.0	6.9	7.2	7.3	7.0	6.7	7.2	16.2			
G130.0	7.8	7.9	8.0	7.7	7.6	8.5	17.8			
G135.0	8.7	8.6	8.6	8.3	8.4	9.8	19.1			
G140.0	9.9	9.4	9.3	9.2	9.6	7.5	20.3			
G145.0	11.3	10.3	10.0	10.1	11.1	4.0	21.4			
G150.0	12.8	11.6	11.1	11.3	12.7	1.9	22.0			
G155.0	12.6	13.1	12.5	12.9	11.4	5.8	22.4			
G160.0	5.0	12.8	13.5	12.2	4.5	8.9	21.5			
G165.0	2.8	4.1	5.5	4.0	2.6	9.5	19.3			
G170.0	6.8	2.4	1.4	2.0	4.4	7.7	15.3			
G175.0	7.0	4.9	3.3	1.9	2.4	4.3	9.7			
G180.0	6.7	3.4	2.5	5.2	6.2	6.4	8.1			

C Plane (°):0.0-360.0: 22.5
 Test Lab: Bacl
 Test Type: TYPE C
 Temperature: 24.6 'C
 Operator: KOBE

Gamma Plane (°):0.0-180.0:5.0
 Test Device: GPM-3000
 Distance: 14.073 m
 Humidity: 48
 Inspector: