

Report No.: PKS190228001-10

Test Time: 2019-2-28 13:47

Luminaire Property

Luminaire Manufacturer:

Luminaire Category:

Luminaire Description: LBTF1624LAJUDSNGY Lamp Catalog:

Lamp Description:

Number of Lamps:

Lumens per Lamp:

Luminous Length (mm):

Luminous Width (mm):

Luminous Height (mm):

Voltage: 120.0 V

Current: 0.223 A

Power: 26.67 W

Power Factor: 0.998

Photometric Results

CIE Class: Semi-Direct

Total Rated Lamp Lumens: 1677.7 lm

Measurement Flux: 1677.7 lm

Efficiency: 100%

Downward Ratio: 89%

Upward Ratio: 11%

Field Angle(C0/C180,C90/C270,C45/C225,C135/315): 314.6, 317.0, 316.6, 318.6

Beam Angle(C0/C180,C90/C270,C45/C225,C135/315): 109.0, 109.1, 107.7, 107.9

Luminaire Efficacy Rating (LER): 62.95

C0r0 Intensity: 552.6 cd


Max. Intensity: 552.6 cd

Pos of Max. Intensity: H0 V0

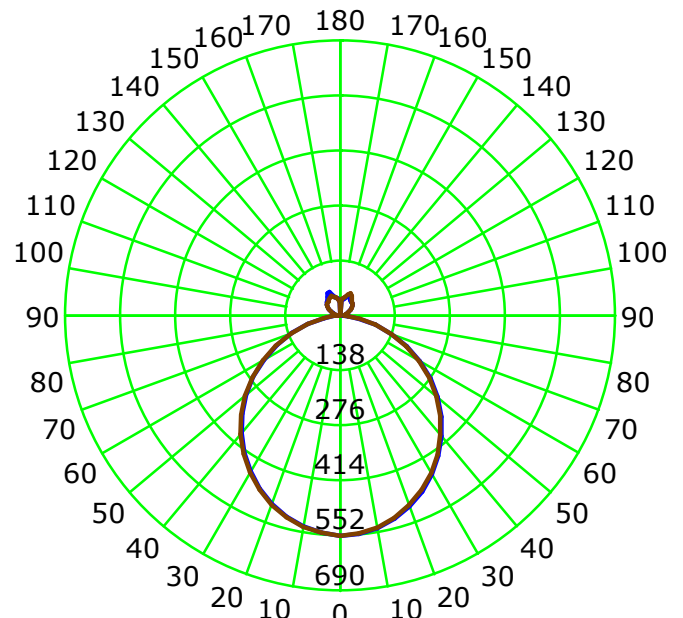
S/MH(C0/C180): 1.23

S/MH(C90/C270): 1.23

Picture Of Luminaire



Luminous Intensity Distribution Curve



Unit: cd

Average Diffuse Angle(50%): 109.0°

— C0-C180 — C90-C270

C Plane (°):0.0-360.0: 22.5

Gamma Plane (°):0.0-180.0:5.0

Test Lab: Bacl

Test Device: GPM-3000

Test Type: TYPE C

Distance: 14.073 m

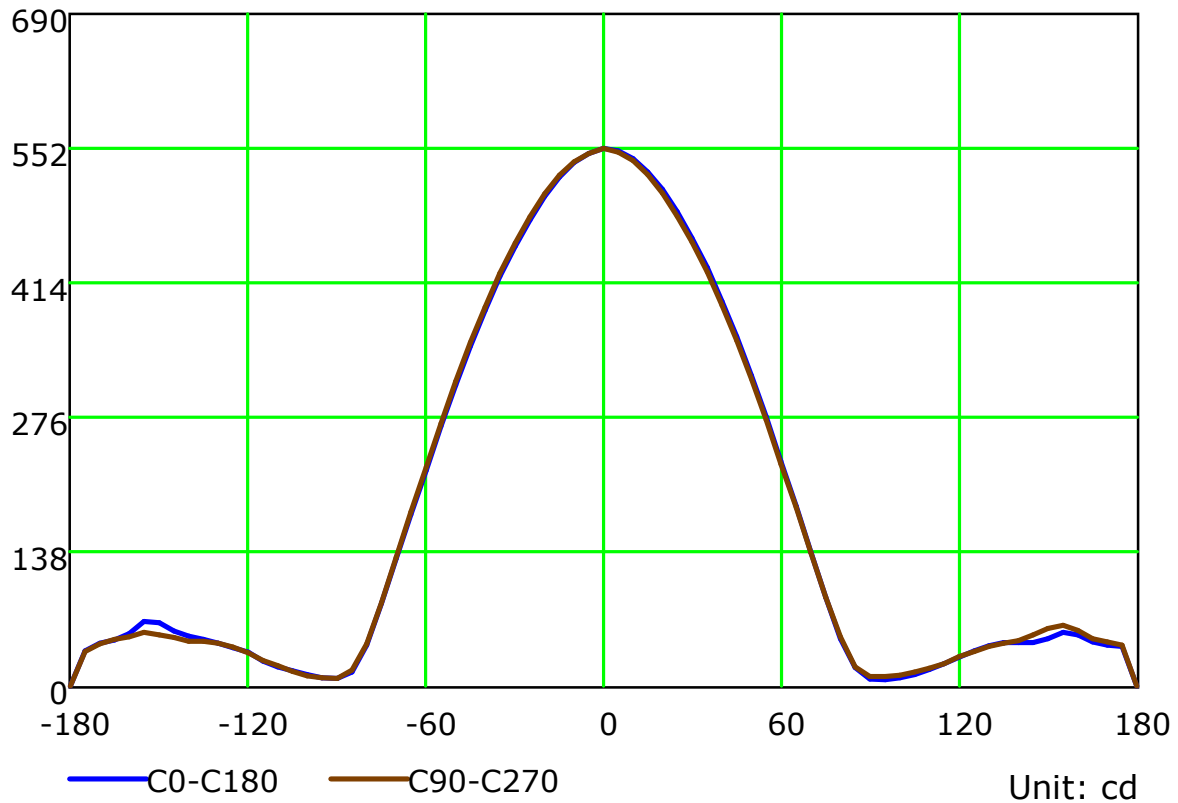
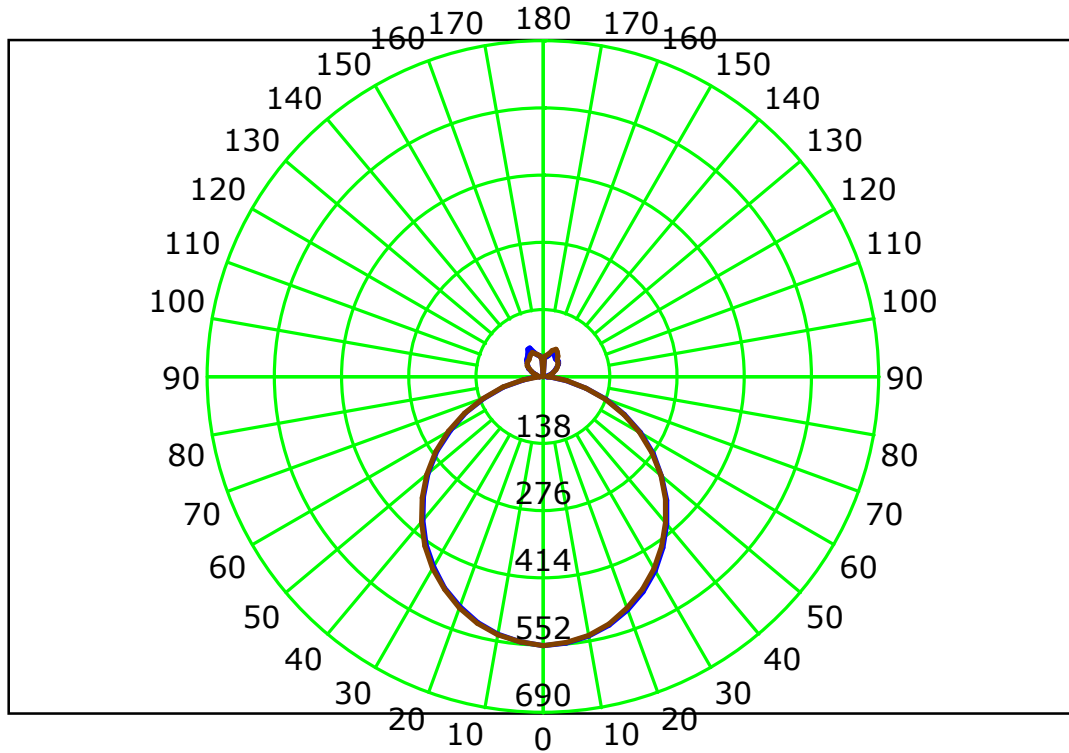
Temperature: 24.9 °C

Humidity: 48

Operator: KOBE

Inspector:

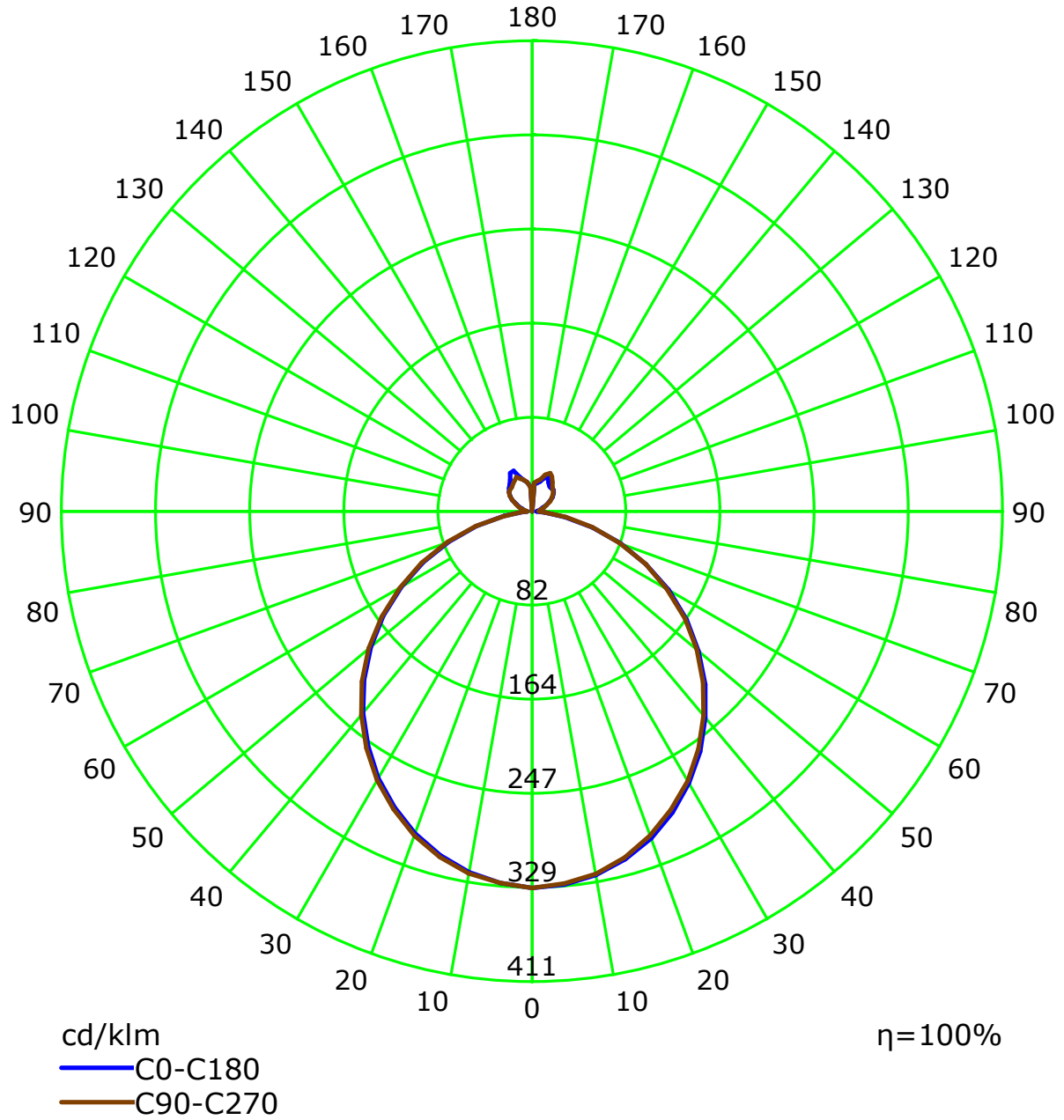
Luminous Intensity Distribution Curve



C Plane (°):0.0-360.0: 22.5
 Test Lab: Bacl
 Test Type: TYPE C
 Temperature: 24.9 'C
 Operator: KOBE

Gamma Plane (°):0.0-180.0:5.0
 Test Device: GPM-3000
 Distance: 14.073 m
 Humidity: 48
 Inspector:

Luminous Intensity Distribution Curve(cd/klm)



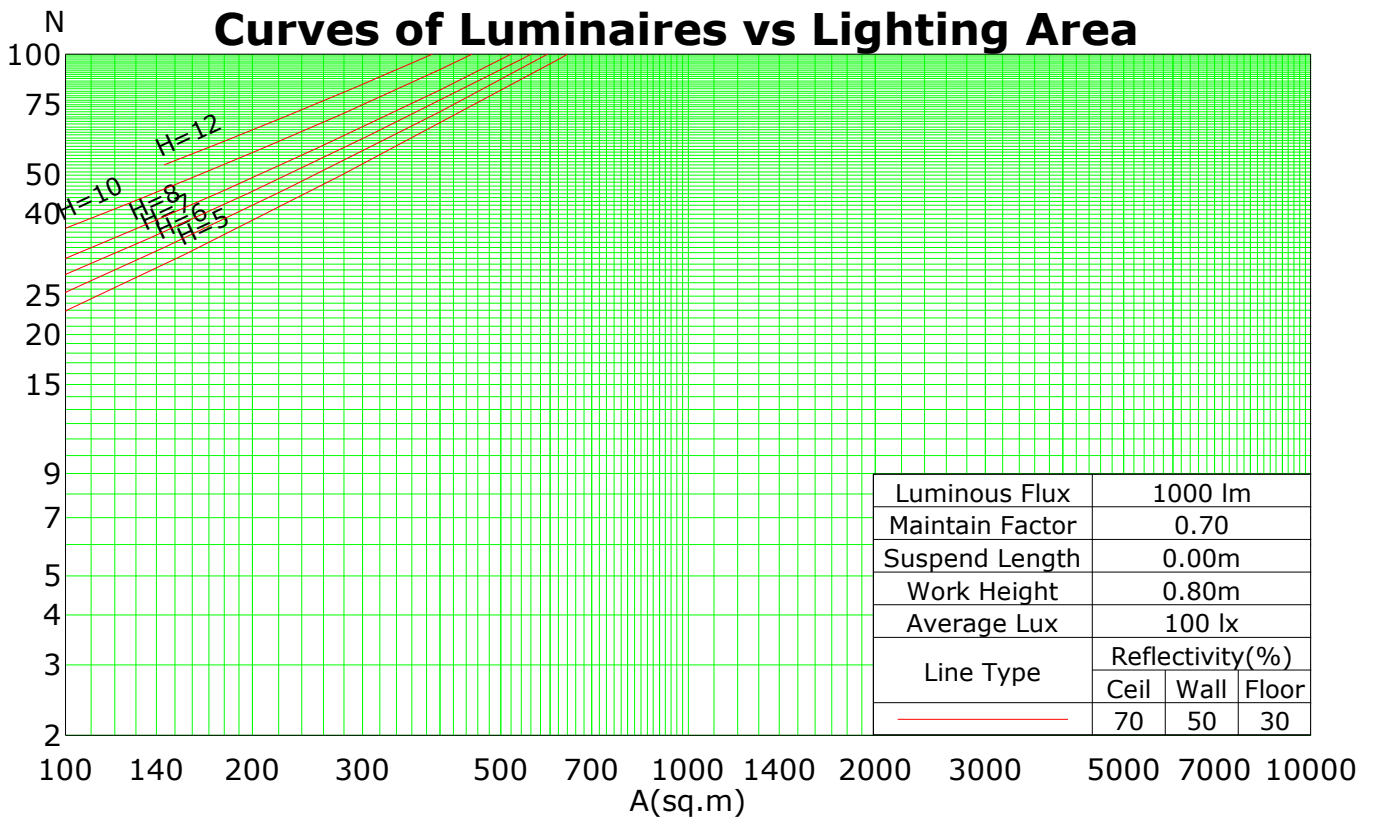
C Plane (°):0.0-360.0: 22.5
 Test Lab: Bacl
 Test Type: TYPE C
 Temperature: 24.9 'C
 Operator: KOBE

Gamma Plane (°):0.0-180.0:5.0
 Test Device: GPM-3000
 Distance: 14.073 m
 Humidity: 48
 Inspector:

Coefficients Of Utilization - Zonal Cavity Method

RC	0.8	0.8	0.8	0.8	0.7	0.7	0.7	0.7	0.5	0.5	0.5	0.3	0.3	0.3	0.1	0.1	0.1	0
RW	0.7	0.5	0.3	0.1	0.7	0.5	0.3	0.1	0.5	0.3	0.1	0.5	0.3	0.1	0.5	0.3	0.1	0
RCR	RF = 0.2																	
0	1.16	1.16	1.16	1.16	1.12	1.12	1.12	1.12	1.05	1.05	1.05	.98	.98	.98	.92	.92	.92	.89
1	1.07	1.02	.98	.94	1.03	.99	.95	.92	.92	.89	.87	.87	.84	.82	.81	.79	.78	.75
2	.97	.89	.82	.77	.93	.86	.80	.75	.81	.76	.72	.76	.72	.68	.72	.68	.65	.63
3	.88	.78	.70	.64	.85	.76	.69	.63	.71	.65	.60	.67	.62	.58	.63	.59	.56	.53
4	.81	.69	.61	.54	.78	.67	.59	.53	.63	.57	.51	.60	.54	.50	.57	.52	.48	.45
5	.75	.62	.53	.47	.72	.60	.52	.46	.57	.50	.44	.54	.48	.43	.51	.46	.42	.39
6	.69	.56	.47	.41	.66	.54	.46	.40	.51	.44	.39	.49	.42	.38	.46	.41	.37	.34
7	.64	.51	.42	.36	.61	.49	.41	.35	.47	.40	.34	.44	.38	.33	.42	.37	.33	.30
8	.59	.46	.38	.32	.57	.45	.37	.32	.43	.36	.31	.41	.34	.30	.39	.33	.29	.27
9	.55	.42	.34	.29	.53	.41	.34	.28	.39	.32	.28	.37	.31	.27	.36	.30	.26	.24
10	.52	.39	.31	.26	.50	.38	.31	.26	.36	.30	.25	.35	.29	.25	.33	.28	.24	.22

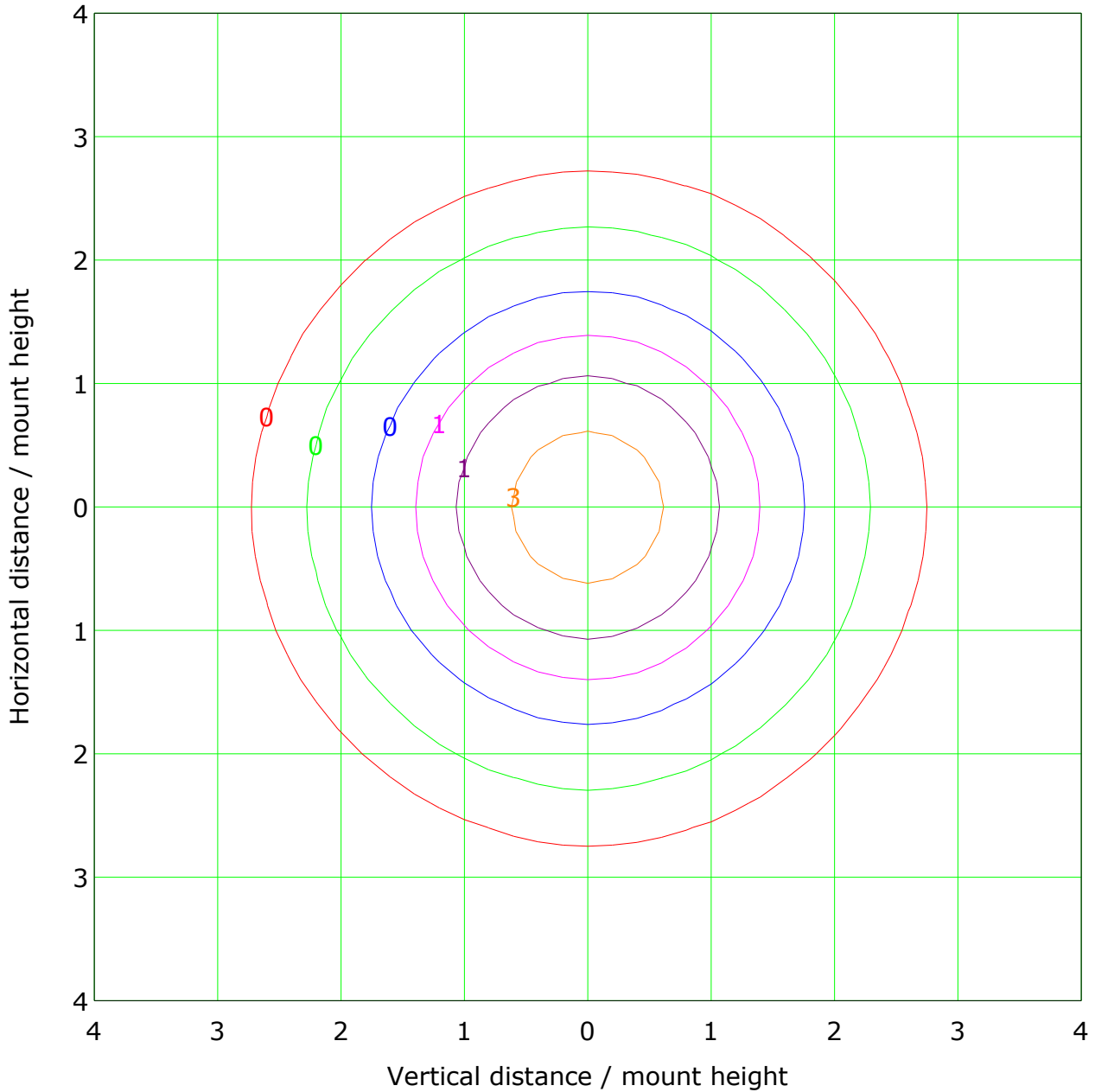
Spacing Criteria (0-180): 1.23
 Spacing Criteria (90-270): 1.23
 Spacing Criteria (Diagonal): 1.34



C Plane (°):0.0-360.0: 22.5
 Test Lab: Bacl
 Test Type: TYPE C
 Temperature: 24.9 °C
 Operator: KOBE

Gamma Plane (°):0.0-180.0:5.0
 Test Device: GPM-3000
 Distance: 14.073 m
 Humidity: 48
 Inspector:

IsoLux Plot



Mounting Height: 10.0m Max Lux(100%): 5.5 lx

(1%): 0.1 lx	(2%): 0.1 lx
(5%): 0.3 lx	(10%): 0.6 lx
(20%): 1.1 lx	(50%): 2.8 lx

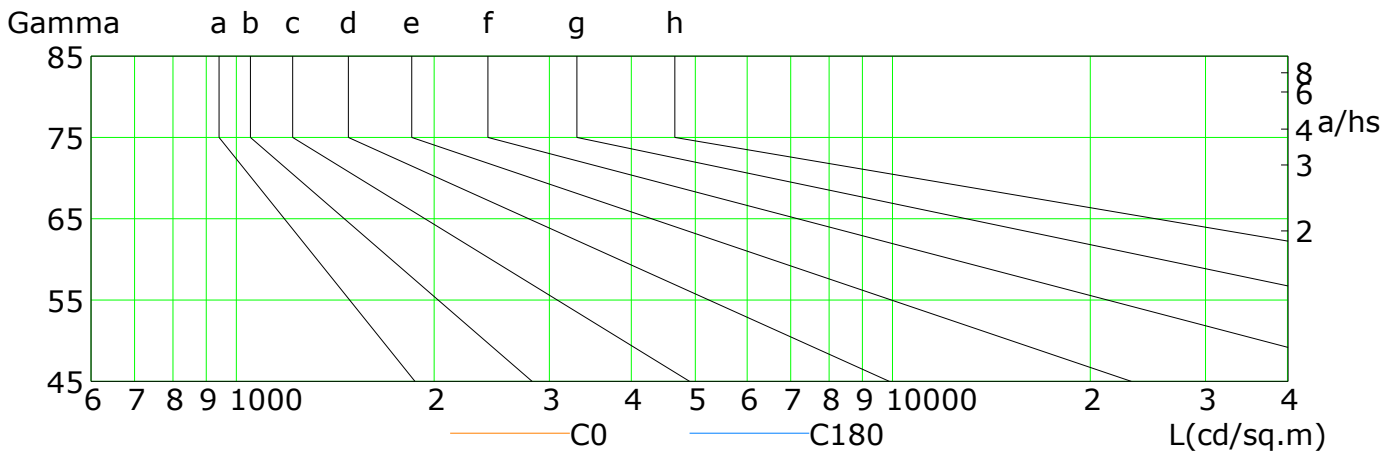
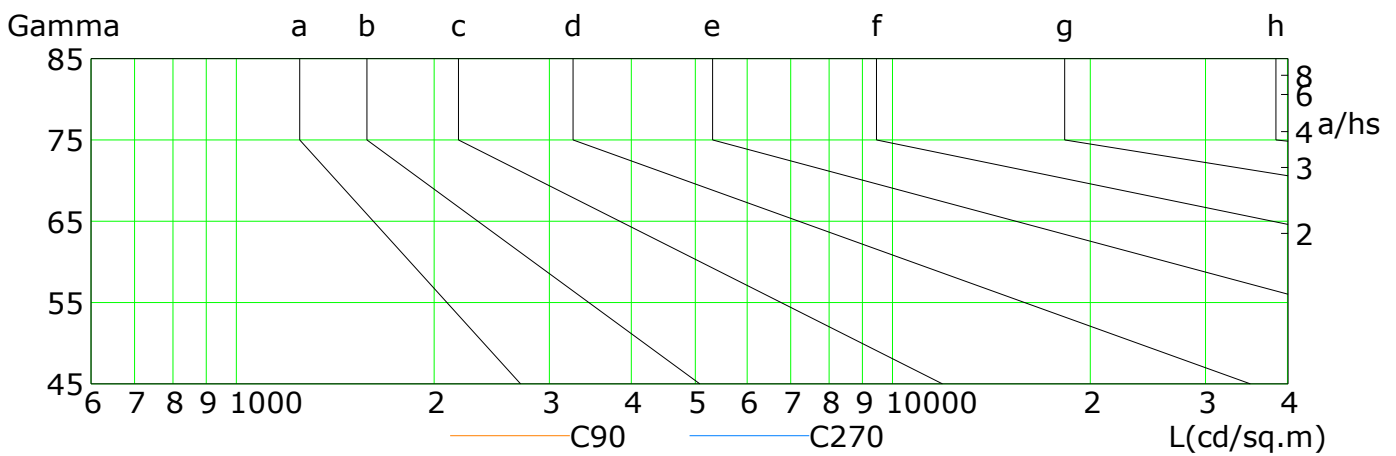
C Plane (°):0.0-360.0: 22.5
Test Lab: Bacl
Test Type: TYPE C
Temperature: 24.9 'C
Operator: KOBE

Gamma Plane (°):0.0-180.0:5.0
Test Device: GPM-3000
Distance: 14.073 m
Humidity: 48
Inspector:

Lum Limit Curve

Dazzle	Quality	Illuminance (lx)							
		2000	1000	500	<=300				
1.15	A	2000	1000	500	<=300				
1.50	B		2000	1000	500	<=300			
1.85	C			2000	1000	500	<=300		
2.20	D				2000	1000	500	<=300	
2.55	E					2000	1000	500	<=300

a b c d e f g h

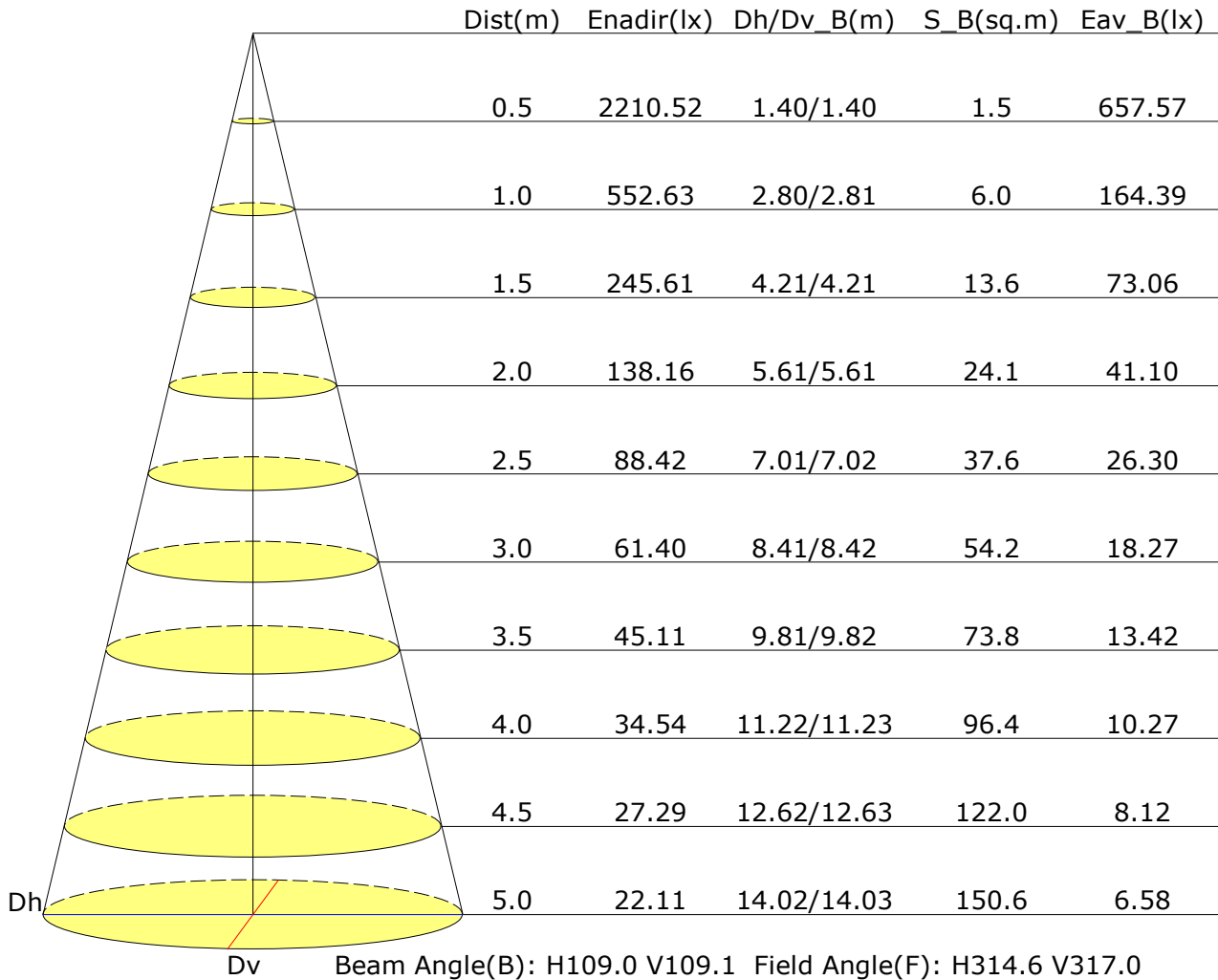


L(cd/sq.m)	G45	G50	G55	G60	G65	G70	G75	G80	G85
C0	360	319	277	231	185	138	92	49	20
C90	356	316	274	229	184	137	92	51	20
C180	350	309	267	222	177	131	85	42	15
C270	353	313	270	225	179	132	86	44	17

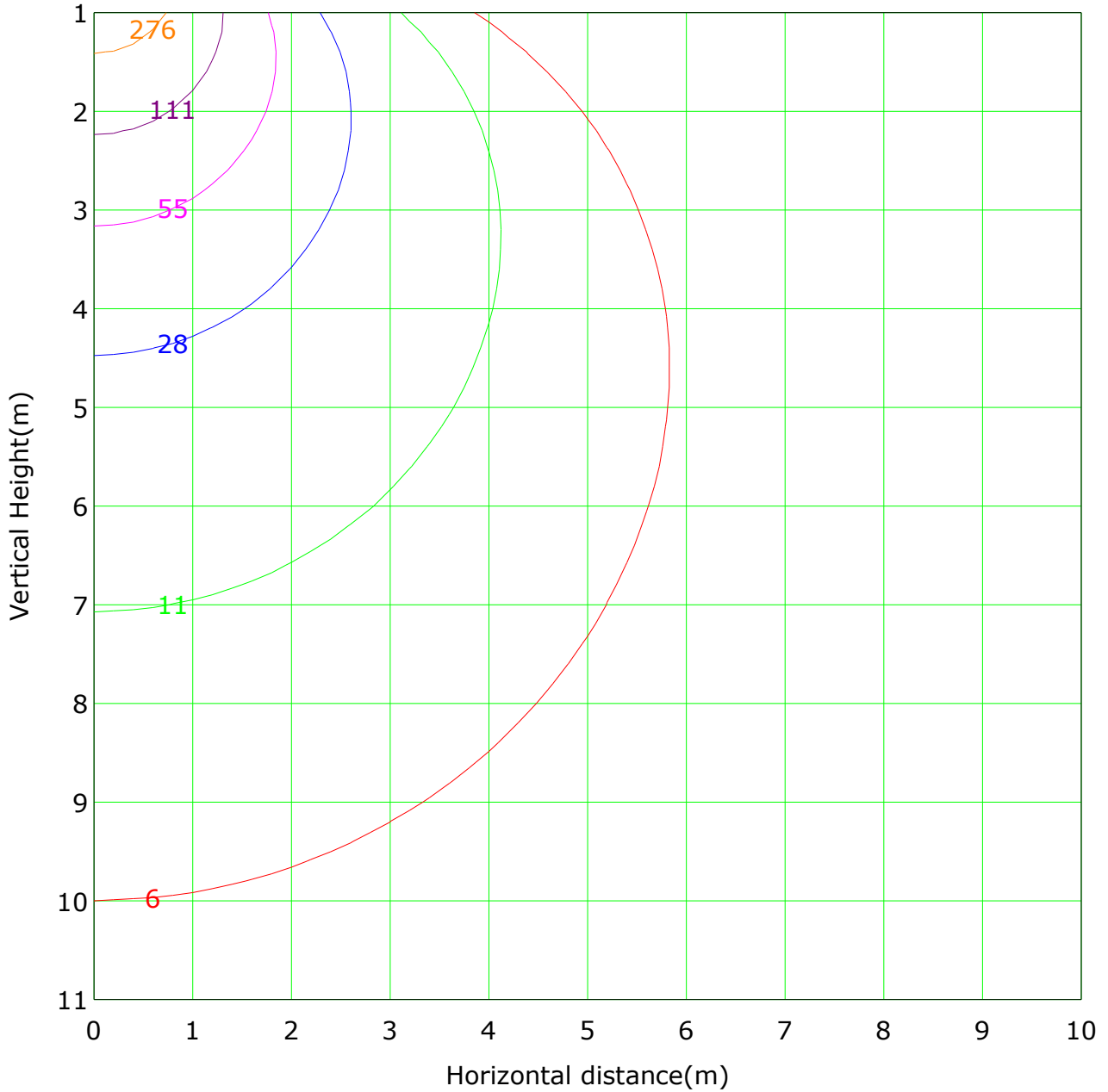
C Plane (°):0.0-360.0: 22.5
 Test Lab: Bacl
 Test Type: TYPE C
 Temperature: 24.9 'C
 Operator: KOBE

Gamma Plane (°):0.0-180.0:5.0
 Test Device: GPM-3000
 Distance: 14.073 m
 Humidity: 48
 Inspector:

Illuminance at a Distance



Vertical IsoLux Plot



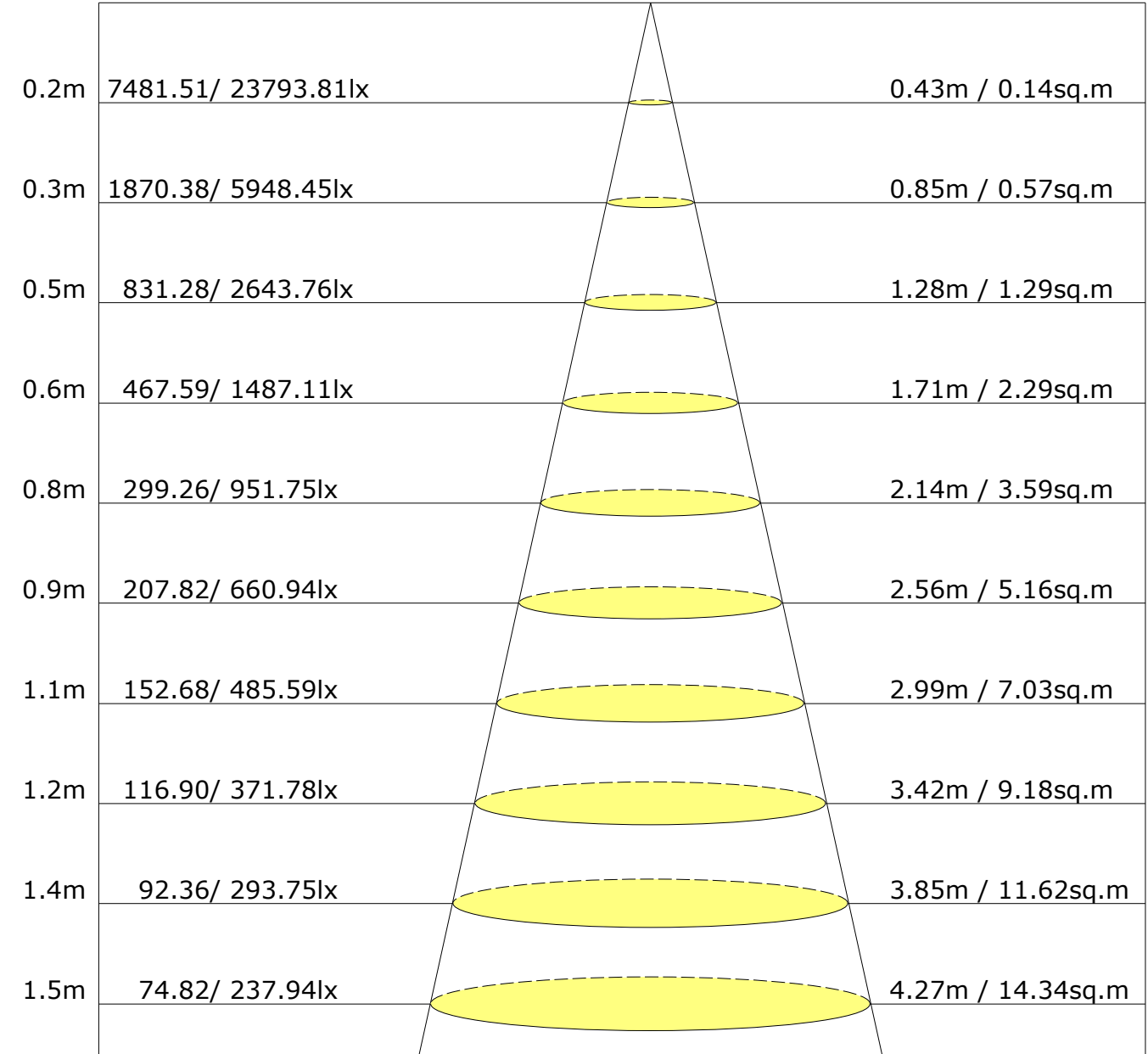
Lowest(m): 1.0m	Highest(m): 11.0m	Max Lux: 552.6 lx
— (1%): 5.5 lx	— (2%): 11.1 lx	
— (5%): 27.6 lx	— (10%): 55.3 lx	
— (20%): 110.5 lx	— (50%): 276.3 lx	

C Plane (°):0.0-360.0: 22.5
 Test Lab: Bacl
 Test Type: TYPE C
 Temperature: 24.9 'C
 Operator: KOBE

Gamma Plane (°):0.0-180.0:5.0
 Test Device: GPM-3000
 Distance: 14.073 m
 Humidity: 48
 Inspector:

The Average Illuminance Effective Figure

Flux Out: 1073.03lm



Height

Avg./Nadir. E

Beam Angle:109.0°

Diameter / Area

C Plane (°):0.0-360.0: 22.5
Test Lab: Bacl
Test Type: TYPE C
Temperature: 24.9 °C
Operator: KOBE

Gamma Plane (°):0.0-180.0:5.0
Test Device: GPM-3000
Distance: 14.073 m
Humidity: 48
Inspector:

UGR Table

Reflectance:										
Ceiling (cavity)	0.7	0.7	0.5	0.5	0.3	0.7	0.7	0.5	0.5	0.3
Wall	0.5	0.3	0.5	0.3	0.3	0.5	0.3	0.5	0.3	0.3
Reference plane	0.2	0.2	0.2	0.2	0.2	0.2	0.2	0.2	0.2	0.2
Room dimensions	Viewed crosswise					Viewed endwise				
X=2H Y=2H	-1.\$	-1.\$	-1.\$	-1.\$	-1.\$	-1.\$	-1.\$	-1.\$	-1.\$	-1.\$
3H	-1.\$	-1.\$	-1.\$	-1.\$	-1.\$	-1.\$	-1.\$	-1.\$	-1.\$	-1.\$
4H	-1.\$	-1.\$	-1.\$	-1.\$	-1.\$	-1.\$	-1.\$	-1.\$	-1.\$	-1.\$
6H	-1.\$	-1.\$	-1.\$	-1.\$	-1.\$	-1.\$	-1.\$	-1.\$	-1.\$	-1.\$
8H	-1.\$	-1.\$	-1.\$	-1.\$	-1.\$	-1.\$	-1.\$	-1.\$	-1.\$	-1.\$
12H	-1.\$	-1.\$	-1.\$	-1.\$	-1.\$	-1.\$	-1.\$	-1.\$	-1.\$	-1.\$
X=4H Y=2H	-1.\$	-1.\$	-1.\$	-1.\$	-1.\$	-1.\$	-1.\$	-1.\$	-1.\$	-1.\$
3H	-1.\$	-1.\$	-1.\$	-1.\$	-1.\$	-1.\$	-1.\$	-1.\$	-1.\$	-1.\$
4H	-1.\$	-1.\$	-1.\$	-1.\$	-1.\$	-1.\$	-1.\$	-1.\$	-1.\$	-1.\$
6H	-1.\$	-1.\$	-1.\$	-1.\$	-1.\$	-1.\$	-1.\$	-1.\$	-1.\$	-1.\$
8H	-1.\$	-1.\$	-1.\$	-1.\$	-1.\$	-1.\$	-1.\$	-1.\$	-1.\$	-1.\$
12H	-1.\$	-1.\$	-1.\$	-1.\$	-1.\$	-1.\$	-1.\$	-1.\$	-1.\$	-1.\$
X=8H Y=4H	-1.\$	-1.\$	-1.\$	-1.\$	-1.\$	-1.\$	-1.\$	-1.\$	-1.\$	-1.\$
6H	-1.\$	-1.\$	-1.\$	-1.\$	-1.\$	-1.\$	-1.\$	-1.\$	-1.\$	-1.\$
8H	-1.\$	-1.\$	-1.\$	-1.\$	-1.\$	-1.\$	-1.\$	-1.\$	-1.\$	-1.\$
12H	-1.\$	-1.\$	-1.\$	-1.\$	-1.\$	-1.\$	-1.\$	-1.\$	-1.\$	-1.\$
X=12H Y=4H	-1.\$	-1.\$	-1.\$	-1.\$	-1.\$	-1.\$	-1.\$	-1.\$	-1.\$	-1.\$
6H	-1.\$	-1.\$	-1.\$	-1.\$	-1.\$	-1.\$	-1.\$	-1.\$	-1.\$	-1.\$
8H	-1.\$	-1.\$	-1.\$	-1.\$	-1.\$	-1.\$	-1.\$	-1.\$	-1.\$	-1.\$
Variations with the observer position at spacings:										
S=1.0H										
S=1.5H										
S=2.0H										

Calculate in accordance with CIE Pub.117. The table is revised with $1678lm$ ($8\log(F/F_0) = 1.8$).

C Plane (°):0.0-360.0: 22.5
 Test Lab: Bacl
 Test Type: TYPE C
 Temperature: 24.9 'C
 Operator: KOBE

Gamma Plane (°):0.0-180.0:5.0
 Test Device: GPM-3000
 Distance: 14.073 m
 Humidity: 48
 Inspector:

Utilisation Factor Table(Floor cavity)

Utilisation Factors UF(F)			SHR NOM = 1.25								
Room Reflectance			Room Index(RI)								
Ceiling	Wall	Floor	0.75	1.00	1.25	1.50	2.00	2.50	3.00	4.00	5.00
0.70	0.50	0.20	0.55	0.65	0.72	0.77	0.85	0.89	0.93	0.97	1.00
	0.30		0.47	0.58	0.65	0.71	0.79	0.84	0.88	0.93	0.97
	0.20		0.42	0.52	0.60	0.65	0.74	0.80	0.84	0.90	0.94
0.50	0.50	0.20	0.52	0.62	0.68	0.73	0.80	0.84	0.87	0.91	0.94
	0.30		0.46	0.55	0.62	0.68	0.75	0.80	0.83	0.88	0.91
	0.20		0.41	0.51	0.58	0.63	0.71	0.76	0.80	0.85	0.89
0.30	0.50	0.20	0.50	0.59	0.65	0.69	0.75	0.79	0.82	0.86	0.88
	0.30		0.44	0.53	0.60	0.65	0.71	0.76	0.79	0.83	0.86
	0.20		0.40	0.49	0.56	0.61	0.68	0.73	0.76	0.81	0.84
0.00	0.00	0.00	0.37	0.45	0.52	0.56	0.63	0.67	0.70	0.74	0.77
<p>Rating:27W Photometrically tested without ceiling board. Multiply UF values by service correction factors Calculate in accordance with CIBSE Technical Memorandum NO.5 1980</p>											

Utilisation Factor Table(Wall)

Utilisation Factors UF(W)			SHR NOM = 1.25								
Room Reflectance			Room Index(RI)								
Ceiling	Wall	Floor	0.75	1.00	1.25	1.50	2.00	2.50	3.00	4.00	5.00
0.70	0.50	0.20	0.96	0.79	0.67	0.59	0.47	0.39	0.33	0.25	0.21
	0.30		0.80	0.68	0.59	0.52	0.42	0.35	0.30	0.24	0.20
	0.20		0.69	0.59	0.52	0.46	0.38	0.33	0.28	0.23	0.19
0.50	0.50	0.20	0.90	0.74	0.63	0.55	0.43	0.39	0.31	0.24	0.19
	0.30		0.76	0.64	0.56	0.49	0.40	0.33	0.29	0.22	0.18
	0.20		0.66	0.57	0.50	0.44	0.36	0.31	0.27	0.21	0.18
0.30	0.50	0.20	0.85	0.69	0.59	0.51	0.40	0.33	0.28	0.22	0.18
	0.30		0.73	0.61	0.53	0.46	0.37	0.31	0.27	0.21	0.17
	0.20		0.64	0.55	0.48	0.42	0.35	0.29	0.25	0.20	0.16
0.00	0.00	0.00	0.52	0.44	0.37	0.33	0.26	0.22	0.19	0.15	0.12
<p>Rating:27W Photometrically tested without ceiling board. Multiply UF values by service correction factors Calculate in accordance with CIBSE Technical Memorandum NO.5 1980</p>											

Utilisation Factor Table(Ceiling cavity)

Utilisation Factors UF(C)			SHR NOM = 1.25								
Room Reflectance			Room Index(RI)								
Ceiling	Wall	Floor	0.75	1.00	1.25	1.50	2.00	2.50	3.00	4.00	5.00
0.70	0.50	0.20	0.27	0.28	0.29	0.29	0.30	0.31	0.31	0.32	0.32
	0.30		0.20	0.22	0.23	0.24	0.26	0.27	0.28	0.29	0.30
	0.20		0.15	0.17	0.18	0.20	0.22	0.23	0.24	0.26	0.27
0.50	0.50	0.20	0.26	0.27	0.28	0.28	0.29	0.30	0.30	0.30	0.31
	0.30		0.20	0.21	0.22	0.23	0.25	0.26	0.27	0.28	0.28
	0.20		0.15	0.17	0.18	0.19	0.21	0.23	0.24	0.25	0.26
0.30	0.50	0.20	0.25	0.26	0.27	0.27	0.28	0.28	0.29	0.29	0.29
	0.30		0.19	0.21	0.22	0.23	0.24	0.25	0.26	0.27	0.27
	0.20		0.15	0.17	0.18	0.19	0.21	0.22	0.23	0.25	0.26
0.00	0.00	0.00	0.11	0.11	0.11	0.11	0.11	0.11	0.11	0.11	0.11
<p>Rating:27W Photometrically tested without ceiling board. Multiply UF values by service correction factors Calculate in accordance with CIBSE Technical Memorandum NO.5 1980</p>											

Zonal Lumen

Gamma [°]	I _{mean} [cd]	Zonal Flux [lm]	Sum Zonal Flux [lm]	Rel Zonal Flux [%]	Sum Rel Zonal Flux [%]
0.0-5.0	550.9	13.2	13.2	0.79	0.79
5.0-10.0	544.5	39.0	52.1	2.32	3.11
10.0-15.0	532.6	63.2	115.3	3.77	6.87
15.0-20.0	515.7	85.0	200.3	5.07	11.94
20.0-25.0	494.3	103.7	304.0	6.18	18.12
25.0-30.0	468.7	118.6	422.6	7.07	25.19
30.0-35.0	439.3	129.4	552.0	7.71	32.90
35.0-40.0	406.4	135.6	687.6	8.08	40.99
40.0-45.0	370.4	137.2	824.8	8.18	49.16
45.0-50.0	331.6	134.0	958.8	7.99	57.15
50.0-55.0	290.4	126.3	1085.1	7.53	64.68
55.0-60.0	246.8	114.1	1199.2	6.80	71.48
60.0-65.0	201.6	98.0	1297.2	5.84	77.32
65.0-70.0	155.5	78.7	1375.9	4.69	82.01
70.0-75.0	109.4	57.2	1433.1	3.41	85.42
75.0-80.0	66.1	35.4	1468.5	2.11	87.53
80.0-85.0	31.9	17.3	1485.8	1.03	88.57
85.0-90.0	13.6	7.4	1493.3	0.44	89.01
90.0-95.0	8.7	4.8	1498.0	0.28	89.29
95.0-100.0	9.6	5.2	1503.2	0.31	89.60
100.0-105.0	12.2	6.5	1509.7	0.39	89.99
105.0-110.0	15.5	8.1	1517.8	0.48	90.47
110.0-115.0	19.6	9.9	1527.8	0.59	91.07
115.0-120.0	25.4	12.3	1540.1	0.73	91.80
120.0-125.0	30.9	14.3	1554.4	0.85	92.65
125.0-130.0	35.6	15.5	1569.9	0.92	93.58
130.0-135.0	40.2	16.3	1586.1	0.97	94.54
135.0-140.0	44.4	16.4	1602.6	0.98	95.53
140.0-145.0	48.3	16.1	1618.7	0.96	96.49
145.0-150.0	52.7	15.5	1634.2	0.92	97.41
150.0-155.0	57.3	14.5	1648.7	0.86	98.27
155.0-160.0	56.5	11.9	1660.6	0.71	98.98
160.0-165.0	50.3	8.3	1668.9	0.49	99.48
165.0-170.0	45.0	5.3	1674.2	0.32	99.79
170.0-175.0	41.7	3.0	1677.2	0.18	99.97
175.0-180.0	20.2	0.5	1677.7	0.03	100.00

C Plane (°):0.0-360.0: 22.5
 Test Lab: Bacl
 Test Type: TYPE C
 Temperature: 24.9 °C
 Operator: KOBE

Gamma Plane (°):0.0-180.0:5.0
 Test Device: GPM-3000
 Distance: 14.073 m
 Humidity: 48
 Inspector:

Candlepower Table

Unit: cd

G\C	C0.0	C22.5	C45.0	C67.5	C90.0	C112.5	C135.0	C157.5	C180.0	C202.5
G0.0	552.6	552.6	552.6	552.6	552.6	552.6	552.6	552.6	552.6	552.6
G5.0	550.1	550.9	549.7	549.8	548.7	548.8	548.7	549.6	547.9	548.8
G10.0	542.2	542.2	540.4	541.0	540.2	539.5	538.5	539.1	538.3	538.6
G15.0	528.7	527.8	526.8	526.9	526.0	523.9	523.6	524.6	523.1	523.3
G20.0	510.7	509.5	507.0	507.3	506.9	504.3	504.0	504.9	503.5	504.1
G25.0	488.1	486.0	483.5	484.5	483.3	480.9	479.8	481.1	479.6	479.6
G30.0	460.7	458.2	456.1	456.7	457.0	453.4	452.5	453.6	452.2	451.5
G35.0	430.4	428.0	424.1	426.2	426.1	422.4	420.8	421.7	421.1	420.0
G40.0	396.0	393.6	390.5	391.2	392.0	387.9	386.1	387.9	386.3	385.7
G45.0	359.6	355.1	352.0	354.2	355.7	350.5	348.7	350.0	349.7	347.8
G50.0	319.4	315.5	312.7	314.0	316.2	310.8	308.2	310.8	309.4	306.5
G55.0	277.1	273.4	270.4	272.0	274.2	269.0	265.9	268.0	267.2	264.3
G60.0	231.3	228.1	226.0	227.6	228.8	224.8	221.9	223.7	221.8	220.1
G65.0	185.2	181.7	180.3	181.5	183.7	179.7	176.9	178.0	176.6	174.4
G70.0	137.7	135.7	133.4	135.7	137.1	132.9	130.8	132.6	130.9	128.7
G75.0	91.5	89.8	88.8	89.3	91.8	88.6	86.9	86.8	85.0	83.6
G80.0	48.8	47.9	47.9	48.9	50.7	48.9	46.6	46.1	42.2	42.7
G85.0	19.7	20.1	19.9	19.9	20.3	20.2	20.1	18.4	14.5	15.6
G90.0	7.4	8.6	8.8	9.2	10.0	10.8	10.9	10.5	8.3	9.0
G95.0	6.8	7.8	7.7	8.6	10.2	10.5	10.0	11.1	8.9	9.6
G100.0	8.7	9.6	8.4	10.2	11.5	13.2	10.7	13.8	11.8	11.6
G105.0	12.1	12.6	8.9	13.6	15.0	17.3	13.2	16.2	16.1	15.4
G110.0	17.2	14.6	11.3	16.4	18.5	20.6	16.8	18.7	20.3	17.8
G115.0	23.3	20.0	14.6	20.6	23.4	24.5	19.8	25.8	26.2	24.4
G120.0	29.9	27.0	20.4	26.8	30.8	31.2	24.8	32.5	35.1	31.2
G125.0	36.8	33.0	23.6	29.9	36.1	36.1	29.6	37.2	39.6	33.5
G130.0	41.5	36.9	31.3	34.2	40.9	40.0	37.7	40.3	44.5	36.8
G135.0	44.8	40.4	40.2	38.3	44.4	41.9	46.7	43.3	48.6	40.8
G140.0	44.8	43.9	45.7	43.9	46.9	46.6	51.1	48.8	51.5	46.7
G145.0	45.4	47.2	50.1	48.6	53.0	51.0	52.6	53.8	56.9	53.1
G150.0	49.2	49.7	54.7	56.3	59.3	55.1	56.1	59.3	65.6	60.0
G155.0	55.3	56.2	58.0	60.6	62.8	62.2	63.1	64.1	66.5	61.6
G160.0	52.7	51.0	51.9	52.9	57.6	58.5	59.1	57.6	54.1	53.5
G165.0	45.5	45.4	44.5	46.7	49.2	52.0	50.0	49.1	47.7	46.0
G170.0	42.4	41.1	41.6	43.0	45.5	45.4	44.2	43.5	44.2	42.9
G175.0	40.9	44.8	44.2	43.1	42.7	44.2	44.1	44.7	36.6	37.9
G180.0	0.0	0.0	0.0	0.0	0.0	0.0	0.0	0.0	0.0	0.0

C Plane (°):0.0-360.0: 22.5
 Test Lab: Bacl
 Test Type: TYPE C
 Temperature: 24.9 'C
 Operator: KOBE

Gamma Plane (°):0.0-180.0:5.0
 Test Device: GPM-3000
 Distance: 14.073 m
 Humidity: 48
 Inspector:

Candlepower Table (Continue 1)

Unit: cd

G\C	C225.0	C247.5	C270.0	C292.5	C315.0	C337.5	C360.0			
G0.0	552.6	552.6	552.6	552.6	552.6	552.6	552.6			
G5.0	547.6	548.8	548.0	549.7	549.8	550.5	550.1			
G10.0	538.2	539.1	539.3	539.9	540.7	540.9	542.2			
G15.0	523.1	523.9	525.2	526.0	526.7	526.5	528.7			
G20.0	502.9	504.9	506.2	506.9	506.8	507.7	510.7			
G25.0	478.5	480.9	482.3	483.7	483.3	483.6	488.1			
G30.0	450.8	452.9	455.8	455.4	455.7	456.2	460.7			
G35.0	419.1	420.6	424.8	424.6	424.0	424.2	430.4			
G40.0	384.2	386.0	390.0	390.2	390.1	390.3	396.0			
G45.0	346.2	348.3	353.4	351.4	351.6	352.2	359.6			
G50.0	306.1	307.8	313.2	311.0	311.0	312.3	319.4			
G55.0	262.9	265.7	270.3	268.3	268.5	269.5	277.1			
G60.0	218.4	220.1	225.3	224.3	223.8	224.2	231.3			
G65.0	172.7	175.0	179.5	177.7	177.4	179.4	185.2			
G70.0	126.2	127.8	132.3	131.2	130.1	132.1	137.7			
G75.0	81.4	82.1	85.9	84.7	84.6	86.4	91.5			
G80.0	41.3	42.0	43.8	43.8	43.4	44.2	48.8			
G85.0	15.9	16.2	16.5	17.4	18.3	18.6	19.7			
G90.0	7.7	8.4	8.3	8.3	7.7	8.4	7.4			
G95.0	7.2	8.8	8.9	7.2	6.3	7.4	6.8			
G100.0	9.6	11.7	11.2	10.4	7.3	9.4	8.7			
G105.0	12.1	17.3	15.6	13.6	8.6	12.3	12.1			
G110.0	16.5	23.3	21.4	17.0	11.5	14.3	17.2			
G115.0	19.8	27.5	26.6	20.7	14.2	20.2	23.3			
G120.0	25.3	35.3	34.2	27.9	20.4	26.7	29.9			
G125.0	31.0	39.9	40.8	30.3	23.2	30.2	36.8			
G130.0	37.1	43.0	44.5	34.8	29.8	34.4	41.5			
G135.0	44.0	46.6	46.2	39.0	37.4	37.4	44.8			
G140.0	49.6	48.5	46.5	42.5	42.3	41.9	44.8			
G145.0	54.0	48.8	50.5	45.6	47.0	45.7	45.4			
G150.0	56.5	53.5	52.8	51.9	52.3	50.0	49.2			
G155.0	60.2	58.7	55.8	54.3	58.1	53.2	55.3			
G160.0	54.5	57.3	51.3	48.4	48.2	49.4	52.7			
G165.0	47.3	50.3	48.3	43.6	42.0	43.6	45.5			
G170.0	42.7	45.6	43.9	42.5	40.0	40.9	42.4			
G175.0	38.9	38.6	35.8	35.4	36.5	37.1	40.9			
G180.0	0.0	0.0	0.0	0.0	0.0	0.0	0.0			

C Plane (°):0.0-360.0: 22.5
 Test Lab: Bacl
 Test Type: TYPE C
 Temperature: 24.9 'C
 Operator: KOBE

Gamma Plane (°):0.0-180.0:5.0
 Test Device: GPM-3000
 Distance: 14.073 m
 Humidity: 48
 Inspector: