

Report No.: PKS190411002-10

Test Time: 2019-4-12 15:59

## Luminaire Property


Luminaire Manufacturer:  
Luminaire Category:  
Luminaire Description: DS7441WNLED  
Lamp Description:  
Lumens per Lamp:  
Luminous Width (mm):  
Voltage: 120.0 V  
Power: 76.91 W

Lamp Catalog:  
Number of Lamps:  
Luminous Length (mm):  
Luminous Height (mm):  
Current: 0.646 A  
Power Factor: 0.992

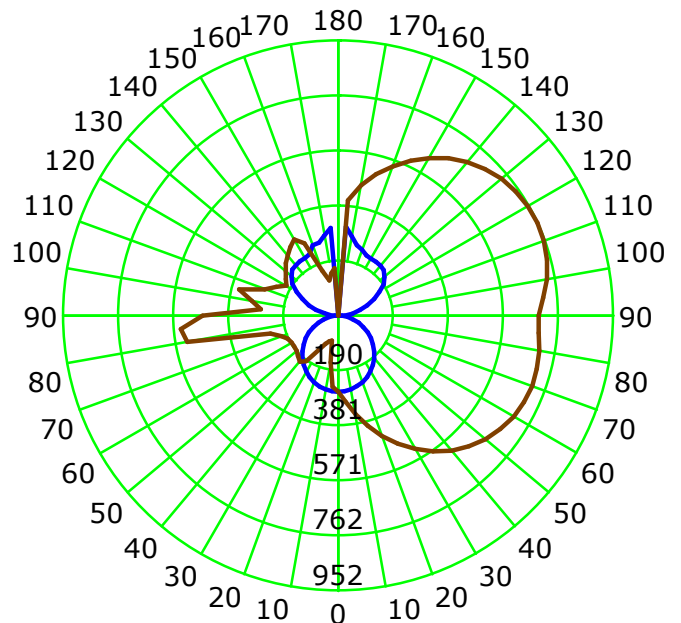
## Photometric Results

CIE Class: General Diffuse	Total Rated Lamp Lumens: 4002.7 lm
Measurement Flux: 4002.7 lm	Efficiency: 100%
Downward Ratio: 47%	Upward Ratio: 53%
Field Angle(C0/C180,C90/C270,C45/C225,C135/315): 359.0, 356.7, 358.2, 358.0	
Beam Angle(C0/C180,C90/C270,C45/C225,C135/315): 355.0, 267.5, 350.9, 264.4	
Luminaire Efficacy Rating (LER): 52.09	C0r0 Intensity: 264.8 cd
Max. Intensity: 762.3 cd	Pos of Max. Intensity: H90 V115
S/MH(C0/C180): 1.26	S/MH(C90/C270): 2.17

Picture Of Luminaire



Luminous Intensity Distribution Curve



Unit: cd

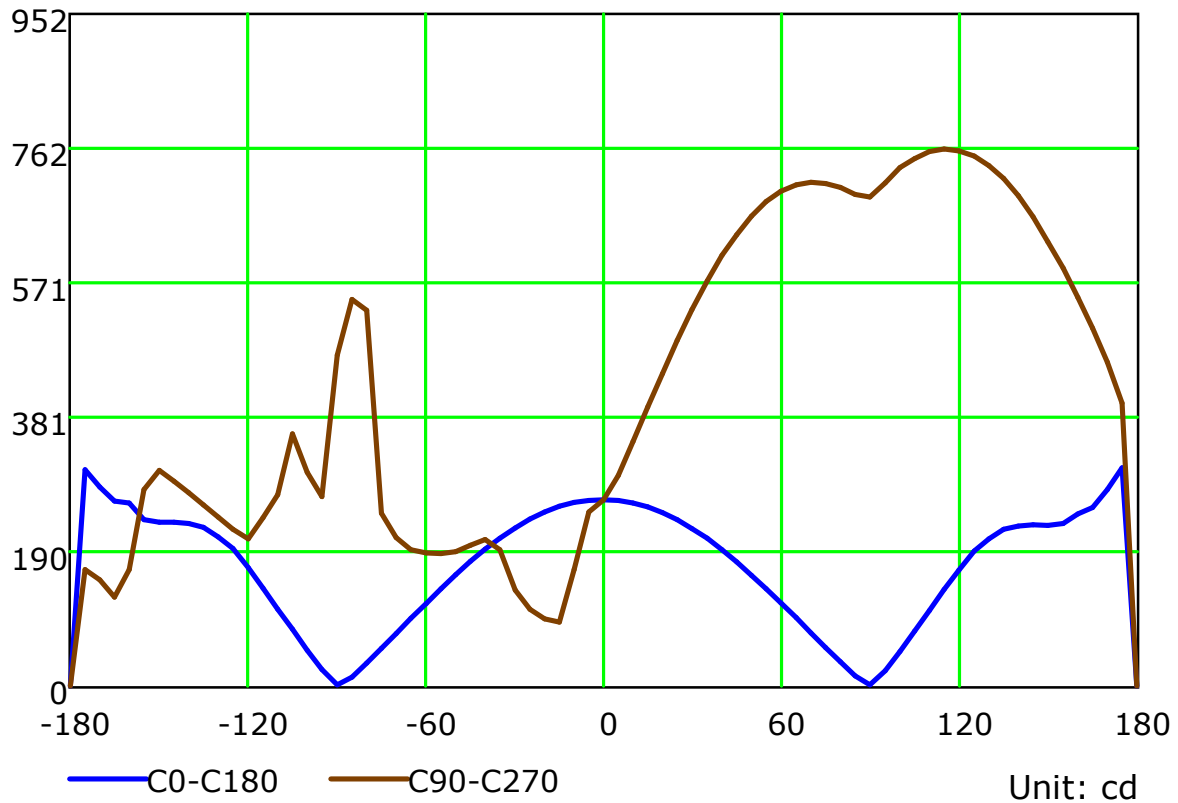
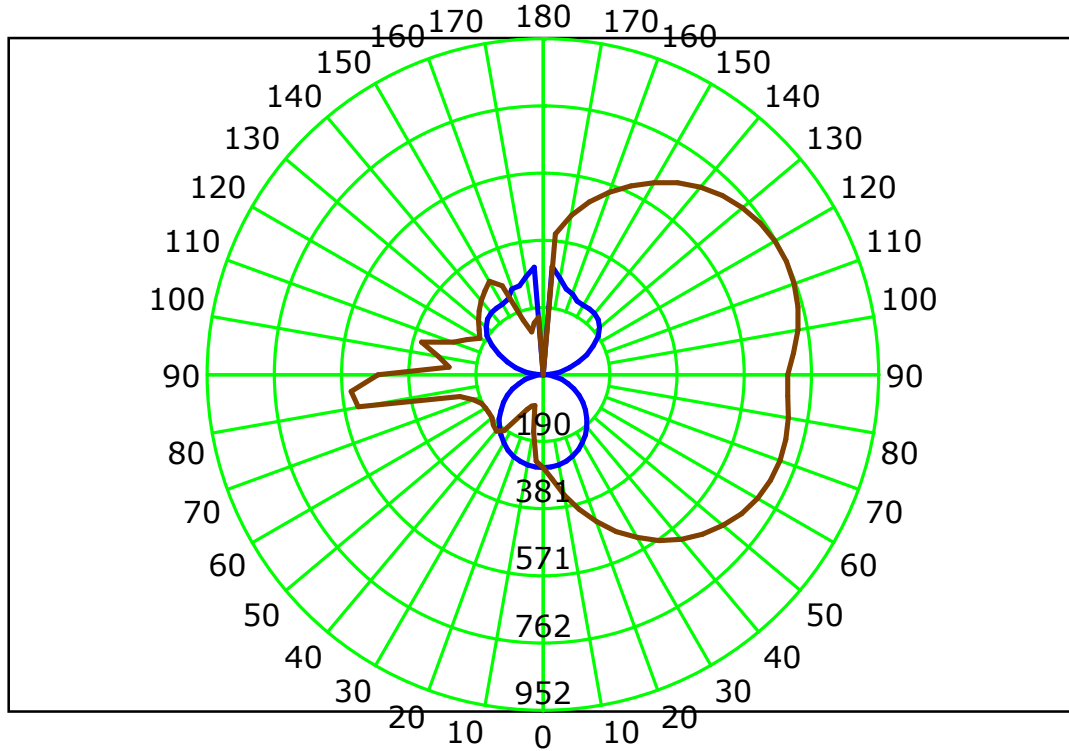
Average Diffuse Angle(50%): 311.2°

— C0-C180 — C90-C270

C Plane (°):0.0-360.0: 22.5  
Test Lab: Bacl  
Test Type: TYPE C  
Temperature: 24.4 °C  
Operator: KOBE

Gamma Plane (°):0.0-180.0:5.0  
Test Device: GPM-3000  
Distance: 14.073 m  
Humidity: 48  
Inspector:

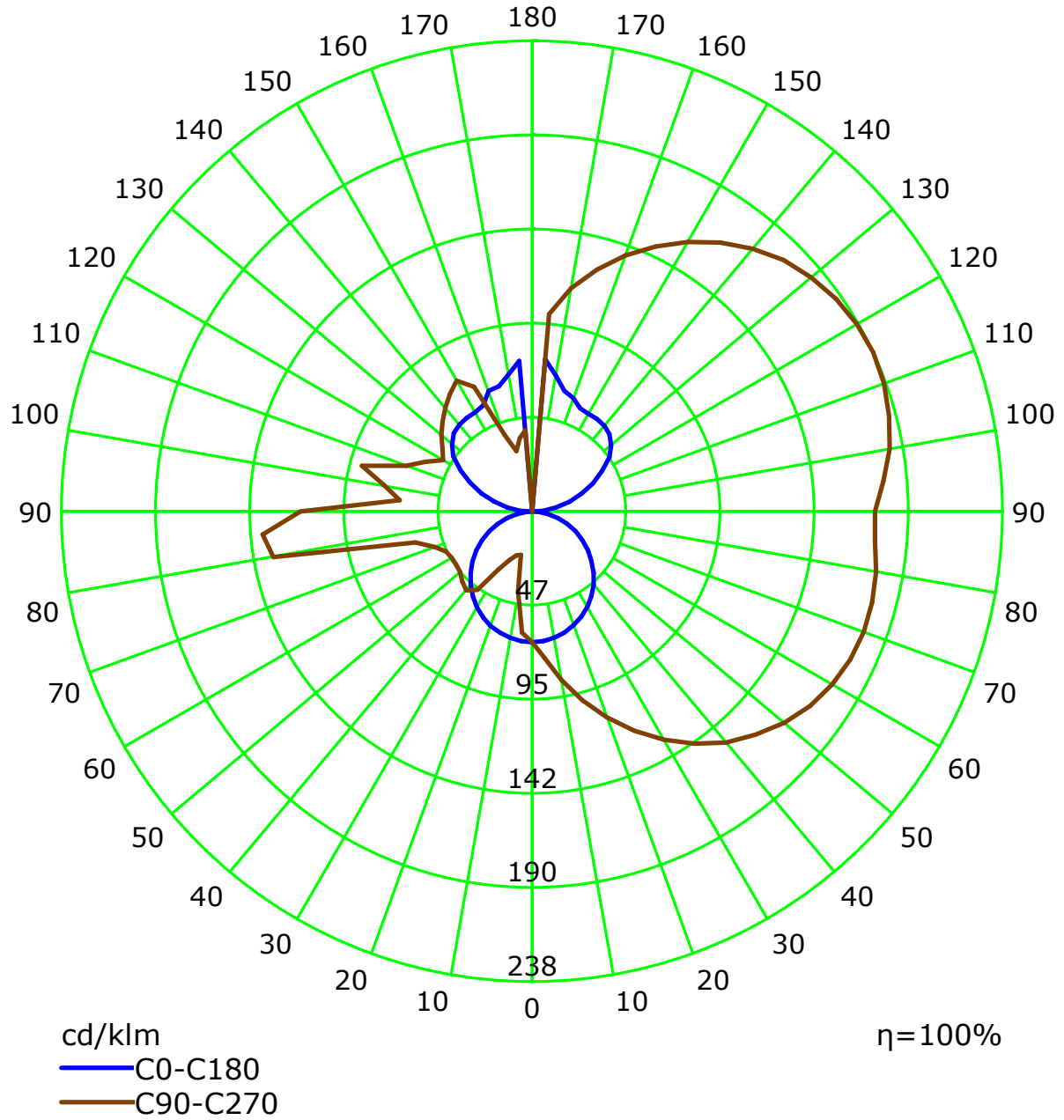
## Luminous Intensity Distribution Curve



C Plane (°):0.0-360.0: 22.5  
 Test Lab: Bacl  
 Test Type: TYPE C  
 Temperature: 24.4 °C  
 Operator: KOBE

Gamma Plane (°):0.0-180.0:5.0  
 Test Device: GPM-3000  
 Distance: 14.073 m  
 Humidity: 48  
 Inspector:

## Luminous Intensity Distribution Curve(cd/klm)



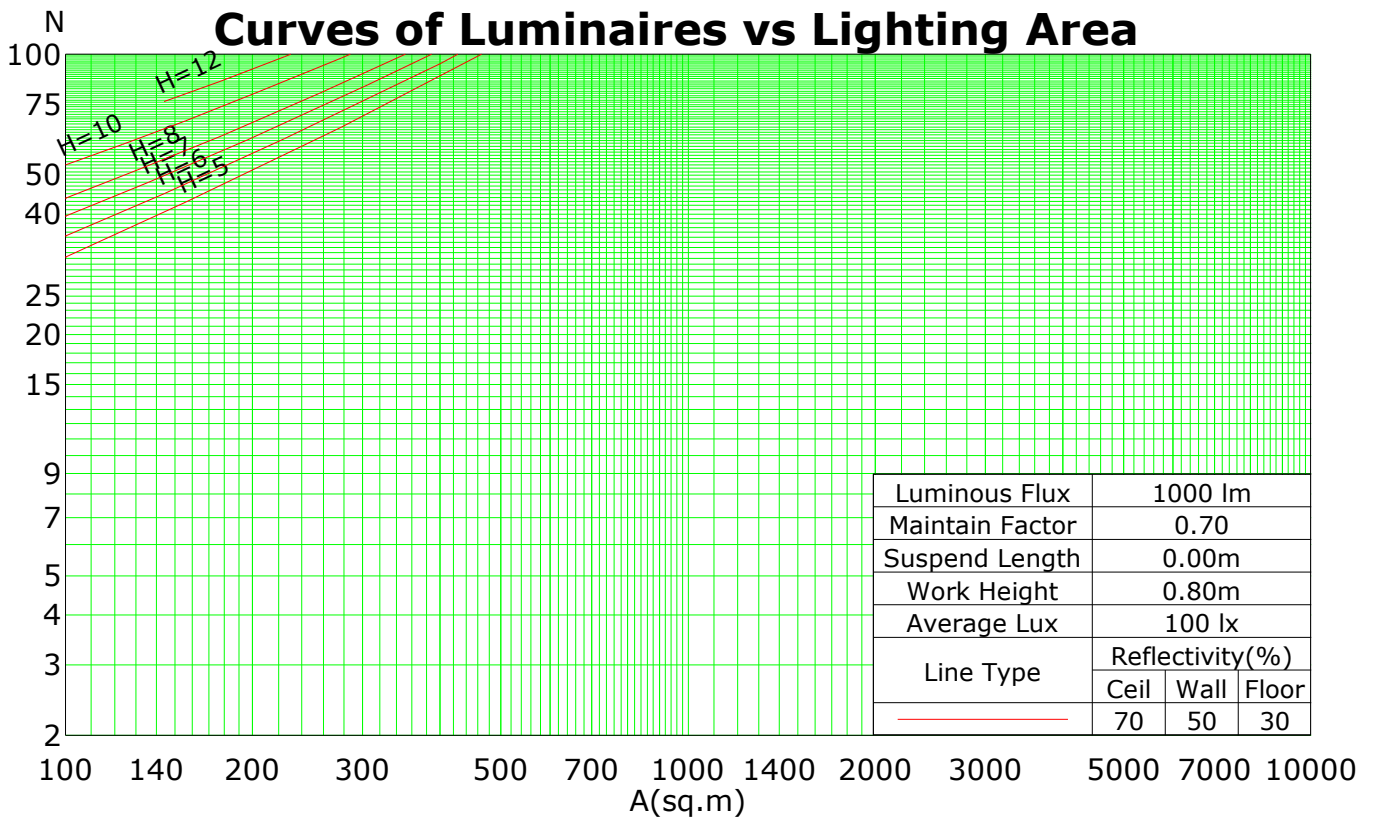
C Plane (°):0.0-360.0: 22.5  
 Test Lab: Bacl  
 Test Type: TYPE C  
 Temperature: 24.4 'C  
 Operator: KOBE

Gamma Plane (°):0.0-180.0:5.0  
 Test Device: GPM-3000  
 Distance: 14.073 m  
 Humidity: 48  
 Inspector:

## Coefficients Of Utilization - Zonal Cavity Method

RC	0.8	0.8	0.8	0.8	0.7	0.7	0.7	0.7	0.5	0.5	0.5	0.3	0.3	0.3	0.1	0.1	0.1	0
RW	0.7	0.5	0.3	0.1	0.7	0.5	0.3	0.1	0.5	0.3	0.1	0.5	0.3	0.1	0.5	0.3	0.1	0
RCR	RF = 0.2																	
0	1.06	1.06	1.06	1.06	.98	.98	.98	.98	.82	.82	.82	.67	.67	.67	.54	.54	.54	.47
1	.93	.86	.81	.76	.84	.79	.74	.70	.65	.61	.58	.52	.49	.47	.40	.38	.36	.30
2	.83	.73	.65	.59	.75	.67	.60	.54	.55	.49	.45	.43	.39	.36	.33	.30	.27	.22
3	.75	.63	.54	.47	.67	.57	.50	.43	.47	.41	.36	.37	.33	.29	.28	.25	.22	.17
4	.68	.55	.46	.39	.61	.50	.42	.36	.41	.35	.29	.32	.27	.24	.24	.21	.18	.14
5	.62	.48	.39	.32	.56	.44	.36	.30	.36	.30	.25	.29	.24	.20	.22	.18	.15	.11
6	.57	.43	.34	.27	.51	.39	.31	.25	.32	.26	.21	.26	.21	.17	.19	.16	.13	.09
7	.52	.39	.30	.24	.47	.35	.27	.22	.29	.23	.18	.23	.18	.14	.18	.14	.11	.08
8	.48	.35	.26	.21	.44	.32	.24	.19	.26	.20	.16	.21	.16	.13	.16	.12	.10	.07
9	.45	.32	.23	.18	.41	.29	.22	.17	.24	.18	.14	.19	.14	.11	.15	.11	.08	.06
10	.42	.29	.21	.16	.38	.26	.19	.15	.22	.16	.12	.18	.13	.10	.14	.10	.08	.05

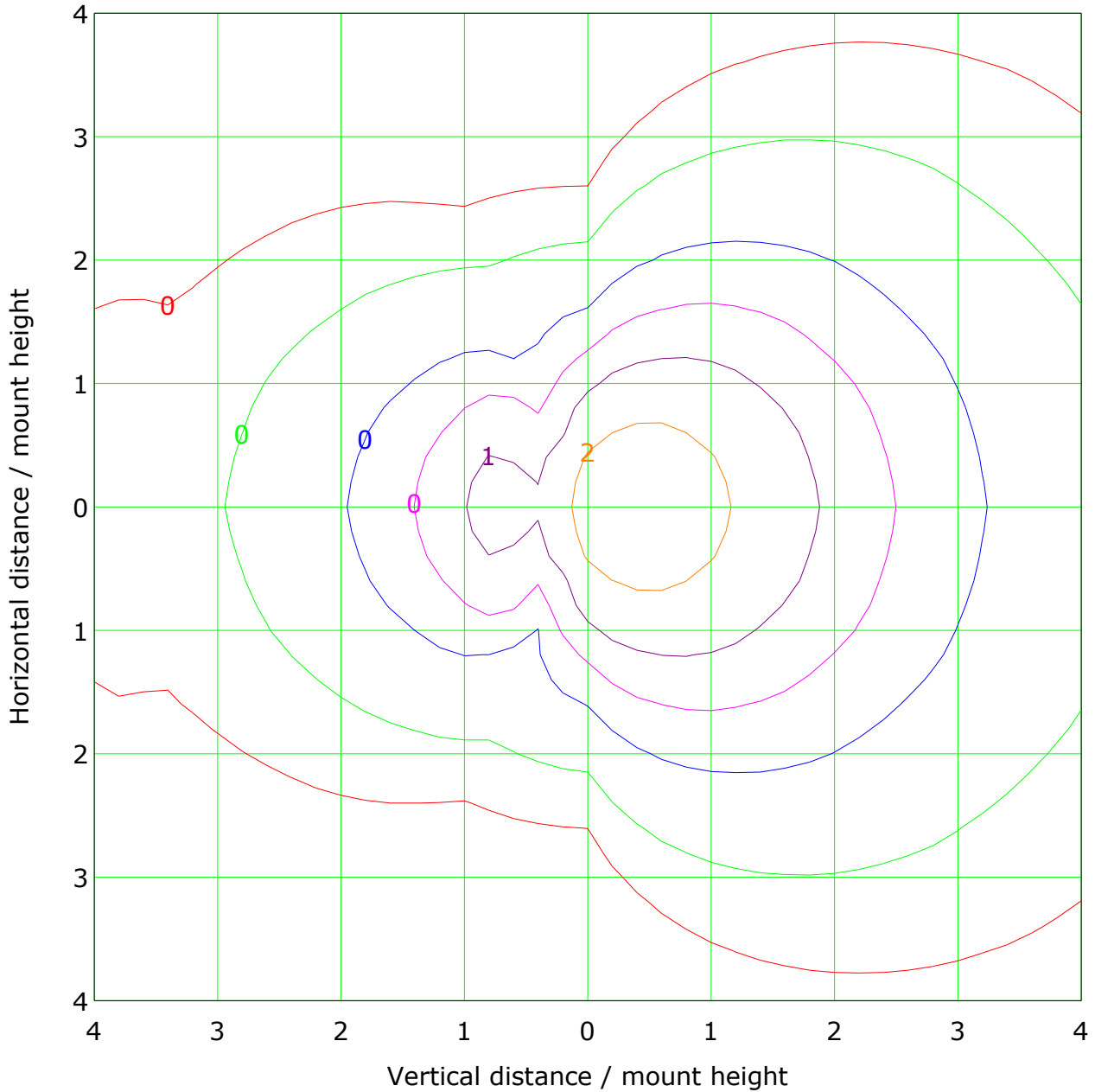
Spacing Criteria (0-180): 1.26  
 Spacing Criteria (90-270): 2.17  
 Spacing Criteria (Diagonal): 1.93



C Plane (°):0.0-360.0: 22.5  
 Test Lab: Bacl  
 Test Type: TYPE C  
 Temperature: 24.4 'C  
 Operator: KOBE

Gamma Plane (°):0.0-180.0:5.0  
 Test Device: GPM-3000  
 Distance: 14.073 m  
 Humidity: 48  
 Inspector:

## IsoLux Plot



Mounting Height: 10.0m Max Lux(100%): 3.7 lx

( 1%): 0.0 lx	( 2%): 0.1 lx
( 5%): 0.2 lx	( 10%): 0.4 lx
( 20%): 0.7 lx	( 50%): 1.8 lx

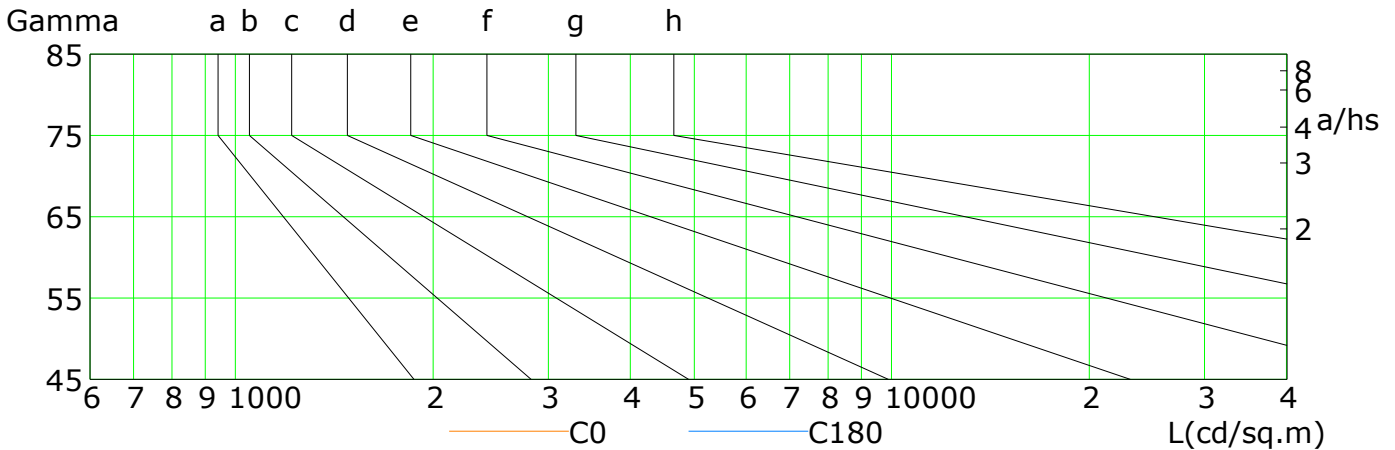
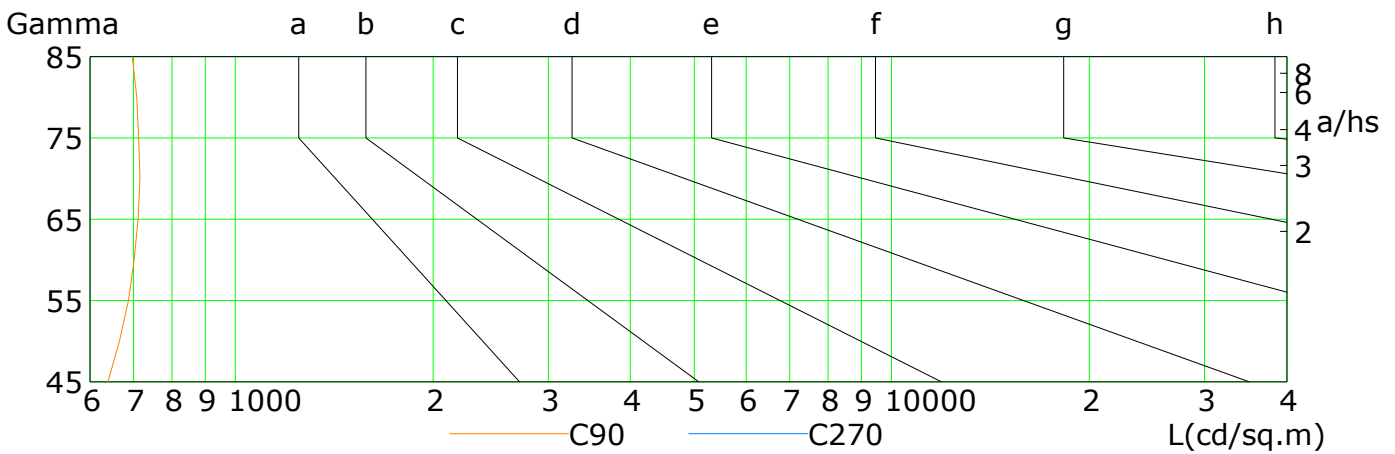
C Plane (°):0.0-360.0: 22.5  
Test Lab: Bacl  
Test Type: TYPE C  
Temperature: 24.4 'C  
Operator: KOBE

Gamma Plane (°):0.0-180.0:5.0  
Test Device: GPM-3000  
Distance: 14.073 m  
Humidity: 48  
Inspector:

## Lum Limit Curve

Dazzle	Quality	Illuminance (lx)							
		2000	1000	500	<=300				
1.15	A	2000	1000	500	<=300				
1.50	B		2000	1000	500	<=300			
1.85	C			2000	1000	500	<=300		
2.20	D				2000	1000	500	<=300	
2.55	E					2000	1000	500	<=300

a b c d e f g h

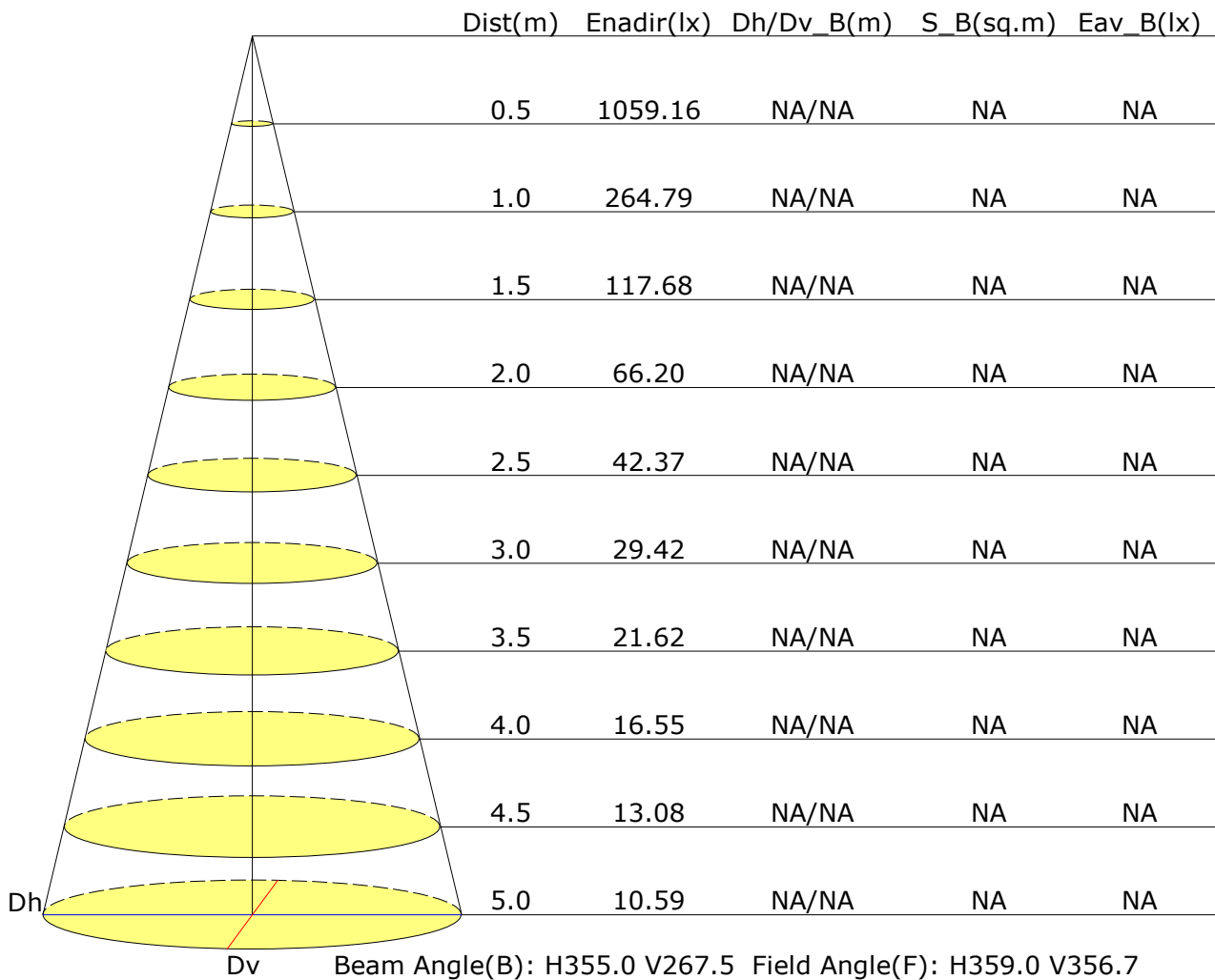


L(cd/sq.m)	G45	G50	G55	G60	G65	G70	G75	G80	G85
C0	177	158	139	118	97	76	55	35	15
C90	640	666	687	702	711	715	713	708	697
C180	177	159	138	118	96	75	54	33	14
C270	200	191	189	189	194	211	245	533	548

C Plane (°):0.0-360.0: 22.5  
Test Lab: Bacl  
Test Type: TYPE C  
Temperature: 24.4 'C  
Operator: KOBE

Gamma Plane (°):0.0-180.0:5.0  
Test Device: GPM-3000  
Distance: 14.073 m  
Humidity: 48  
Inspector:

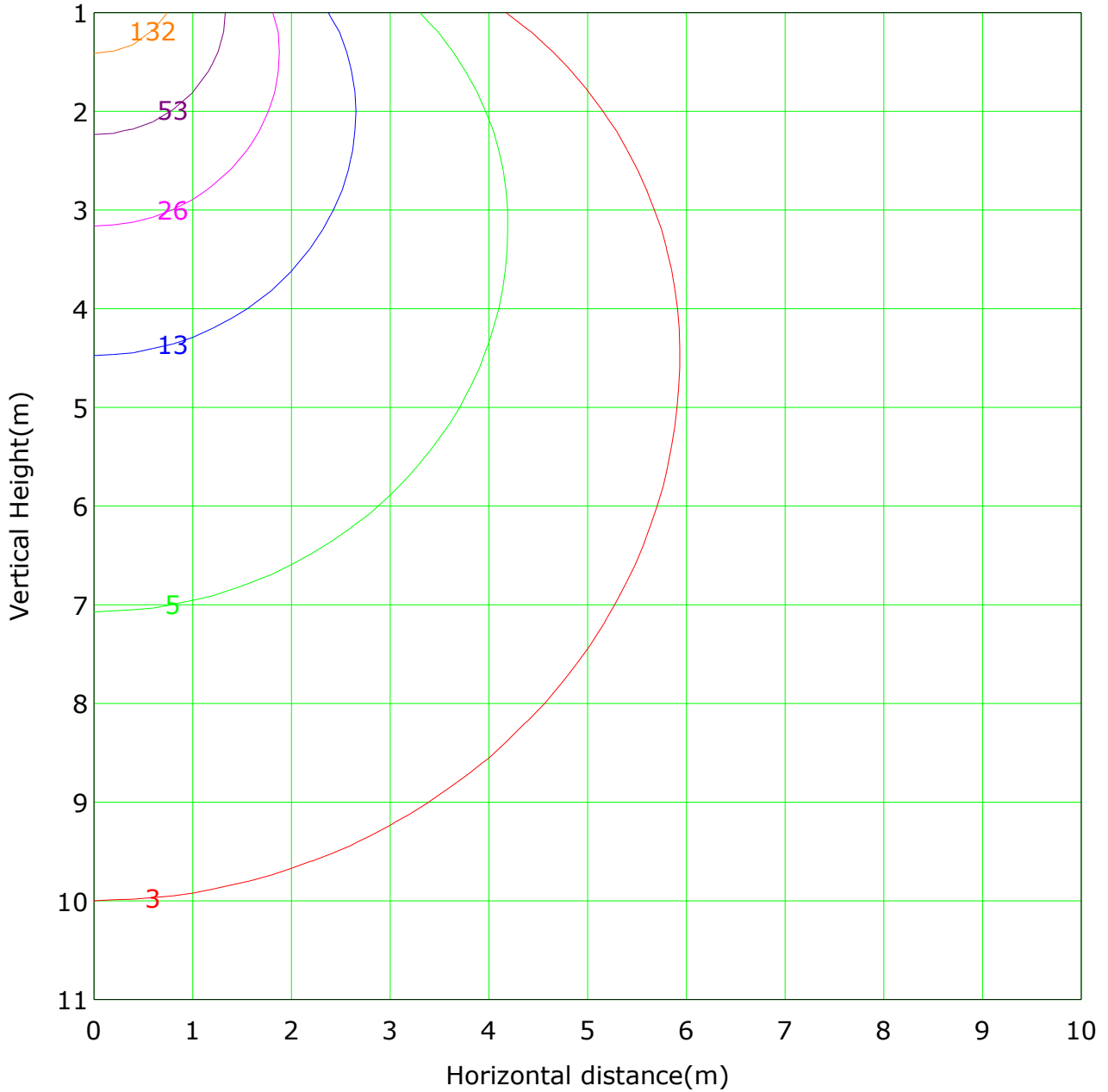
## Illuminance at a Distance



C Plane (°):0.0-360.0: 22.5  
 Test Lab: Bacl  
 Test Type: TYPE C  
 Temperature: 24.4 'C  
 Operator: KOBE

Gamma Plane (°):0.0-180.0:5.0  
 Test Device: GPM-3000  
 Distance: 14.073 m  
 Humidity: 48  
 Inspector:

## Vertical IsoLux Plot




Lowest(m): 1.0m	Highest(m): 11.0m	Max Lux: 264.8 lx
— ( 1%): 2.6 lx	— ( 2%): 5.3 lx	
— ( 5%): 13.2 lx	— ( 10%): 26.5 lx	
— ( 20%): 53.0 lx	— ( 50%): 132.4 lx	

C Plane (°):0.0-360.0: 22.5  
 Test Lab: Bacl  
 Test Type: TYPE C  
 Temperature: 24.4 'C  
 Operator: KOBE

Gamma Plane (°):0.0-180.0:5.0  
 Test Device: GPM-3000  
 Distance: 14.073 m  
 Humidity: 48  
 Inspector:



## The Average Illuminance Effective Figure



C Plane (°):0.0-360.0: 22.5  
 Test Lab: Bacl  
 Test Type: TYPE C  
 Temperature: 24.4 'C  
 Operator: KOBE

Gamma Plane (°):0.0-180.0:5.0  
 Test Device: GPM-3000  
 Distance: 14.073 m  
 Humidity: 48  
 Inspector:

## UGR Table

Reflectance:										
Ceiling (cavity)	0.7	0.7	0.5	0.5	0.3	0.7	0.7	0.5	0.5	0.3
Wall	0.5	0.3	0.5	0.3	0.3	0.5	0.3	0.5	0.3	0.3
Reference plane	0.2	0.2	0.2	0.2	0.2	0.2	0.2	0.2	0.2	0.2
Room dimensions	Viewed crosswise					Viewed endwise				
X=2H Y=2H	-1.\$	-1.\$	-1.\$	-1.\$	-1.\$	-1.\$	-1.\$	-1.\$	-1.\$	-1.\$
3H	-1.\$	-1.\$	-1.\$	-1.\$	-1.\$	-1.\$	-1.\$	-1.\$	-1.\$	-1.\$
4H	-1.\$	-1.\$	-1.\$	-1.\$	-1.\$	-1.\$	-1.\$	-1.\$	-1.\$	-1.\$
6H	-1.\$	-1.\$	-1.\$	-1.\$	-1.\$	-1.\$	-1.\$	-1.\$	-1.\$	-1.\$
8H	-1.\$	-1.\$	-1.\$	-1.\$	-1.\$	-1.\$	-1.\$	-1.\$	-1.\$	-1.\$
12H	-1.\$	-1.\$	-1.\$	-1.\$	-1.\$	-1.\$	-1.\$	-1.\$	-1.\$	-1.\$
X=4H Y=2H	-1.\$	-1.\$	-1.\$	-1.\$	-1.\$	-1.\$	-1.\$	-1.\$	-1.\$	-1.\$
3H	-1.\$	-1.\$	-1.\$	-1.\$	-1.\$	-1.\$	-1.\$	-1.\$	-1.\$	-1.\$
4H	-1.\$	-1.\$	-1.\$	-1.\$	-1.\$	-1.\$	-1.\$	-1.\$	-1.\$	-1.\$
6H	-1.\$	-1.\$	-1.\$	-1.\$	-1.\$	-1.\$	-1.\$	-1.\$	-1.\$	-1.\$
8H	-1.\$	-1.\$	-1.\$	-1.\$	-1.\$	-1.\$	-1.\$	-1.\$	-1.\$	-1.\$
12H	-1.\$	-1.\$	-1.\$	-1.\$	-1.\$	-1.\$	-1.\$	-1.\$	-1.\$	-1.\$
X=8H Y=4H	-1.\$	-1.\$	-1.\$	-1.\$	-1.\$	-1.\$	-1.\$	-1.\$	-1.\$	-1.\$
6H	-1.\$	-1.\$	-1.\$	-1.\$	-1.\$	-1.\$	-1.\$	-1.\$	-1.\$	-1.\$
8H	-1.\$	-1.\$	-1.\$	-1.\$	-1.\$	-1.\$	-1.\$	-1.\$	-1.\$	-1.\$
12H	-1.\$	-1.\$	-1.\$	-1.\$	-1.\$	-1.\$	-1.\$	-1.\$	-1.\$	-1.\$
X=12H Y=4H	-1.\$	-1.\$	-1.\$	-1.\$	-1.\$	-1.\$	-1.\$	-1.\$	-1.\$	-1.\$
6H	-1.\$	-1.\$	-1.\$	-1.\$	-1.\$	-1.\$	-1.\$	-1.\$	-1.\$	-1.\$
8H	-1.\$	-1.\$	-1.\$	-1.\$	-1.\$	-1.\$	-1.\$	-1.\$	-1.\$	-1.\$
Variations with the observer position at spacings:										
S=1.0H										
S=1.5H										
S=2.0H										

Calculate in accordance with CIE Pub.117. The table is revised with 4003lm ( $8\log(F/F_0) = 4.8$ ).

C Plane (°):0.0-360.0: 22.5  
 Test Lab: Bacl  
 Test Type: TYPE C  
 Temperature: 24.4 'C  
 Operator: KOBE

Gamma Plane (°):0.0-180.0:5.0  
 Test Device: GPM-3000  
 Distance: 14.073 m  
 Humidity: 48  
 Inspector:

## Utilisation Factor Table(Floor cavity)

Utilisation Factors UF(F)			SHR NOM = 2.00									
Room Reflectance			Room Index(RI)									
Ceiling	Wall	Floor	0.75	1.00	1.25	1.50	2.00	2.50	3.00	4.00	5.00	
0.70	0.50	0.20	NA	0.47	0.52	0.57	0.64	0.68	0.72	0.76	0.80	
	0.30		NA	0.39	0.44	0.49	0.56	0.62	0.65	0.71	0.75	
	0.20		NA	0.33	0.38	0.43	0.51	0.56	0.60	0.66	0.70	
0.50	0.50	0.20	NA	0.39	0.43	0.47	0.52	0.56	0.59	0.63	0.66	
	0.30		NA	0.32	0.37	0.41	0.47	0.51	0.54	0.59	0.62	
	0.20		NA	0.29	0.32	0.36	0.42	0.47	0.50	0.55	0.59	
0.30	0.50	0.20	NA	0.31	0.34	0.37	0.42	0.45	0.47	0.50	0.53	
	0.30		NA	0.26	0.30	0.33	0.38	0.41	0.44	0.47	0.50	
	0.20		NA	0.23	0.26	0.29	0.34	0.38	0.41	0.45	0.48	
0.00	0.00	0.00	NA	0.14	0.16	0.18	0.22	0.24	0.26	0.29	0.31	
<p>Rating:77W Photometrically tested without ceiling board.            Multiply UF values by service correction factors            Calculate in accordance with CIBSE Technical Memorandum NO.5 1980</p>												

## Utilisation Factor Table(Wall)

Utilisation Factors UF(W)			SHR NOM = 2.00								
Room Reflectance			Room Index(RI)								
Ceiling	Wall	Floor	0.75	1.00	1.25	1.50	2.00	2.50	3.00	4.00	5.00
0.70	0.50	0.20	NA	0.84	0.75	0.67	0.56	0.48	0.42	0.35	0.29
	0.30		NA	0.72	0.65	0.59	0.50	0.44	0.39	0.33	0.28
	0.20		NA	0.63	0.58	0.53	0.46	0.41	0.37	0.31	0.27
0.50	0.50	0.20	NA	0.72	0.64	0.58	0.48	0.43	0.37	0.30	0.26
	0.30		NA	0.62	0.57	0.52	0.44	0.39	0.35	0.29	0.25
	0.20		NA	0.55	0.51	0.47	0.40	0.36	0.33	0.27	0.24
0.30	0.50	0.20	NA	0.60	0.54	0.49	0.41	0.36	0.32	0.26	0.23
	0.30		NA	0.53	0.49	0.44	0.38	0.33	0.30	0.25	0.22
	0.20		NA	0.47	0.44	0.41	0.35	0.31	0.29	0.24	0.21
0.00	0.00	0.00	0.47	0.33	0.31	0.29	0.25	0.23	0.21	0.18	0.16
<p>Rating:77W Photometrically tested without ceiling board.            Multiply UF values by service correction factors            Calculate in accordance with CIBSE Technical Memorandum NO.5 1980</p>											

## Utilisation Factor Table(Ceiling cavity)

Utilisation Factors UF(C)			SHR NOM = 2.00								
Room Reflectance			Room Index(RI)								
Ceiling	Wall	Floor	0.75	1.00	1.25	1.50	2.00	2.50	3.00	4.00	5.00
0.70	0.50	0.20	NA	0.69	0.70	0.70	0.71	0.71	0.72	0.72	0.72
		0.30	NA	0.62	0.63	0.64	0.65	0.66	0.67	0.68	0.69
		0.20	NA	0.57	0.58	0.59	0.61	0.62	0.63	0.64	0.65
0.50	0.50	0.20	NA	0.66	0.67	0.68	0.68	0.68	0.69	0.69	0.69
		0.30	NA	0.61	0.62	0.62	0.63	0.64	0.65	0.66	0.66
		0.20	NA	0.57	0.57	0.58	0.59	0.60	0.61	0.62	0.63
0.30	0.50	0.20	NA	0.64	0.65	0.65	0.65	0.66	0.66	0.66	0.66
		0.30	NA	0.59	0.60	0.61	0.62	0.62	0.63	0.63	0.64
		0.20	NA	0.56	0.57	0.57	0.58	0.59	0.60	0.61	0.61
0.00	0.00	0.00	0.53	0.53	0.53	0.53	0.53	0.53	0.53	0.53	0.53
<p>Rating:77W Photometrically tested without ceiling board.            Multiply UF values by service correction factors            Calculate in accordance with CIBSE Technical Memorandum NO.5 1980</p>											

## Zonal Lumen

Gamma [°]	I <sub>mean</sub> [cd]	Zonal Flux [lm]	Sum Zonal Flux [lm]	Rel Zonal Flux [%]	Sum Rel Zonal Flux [%]
0.0-5.0	266.8	6.4	6.4	0.16	0.16
5.0-10.0	266.5	19.1	25.4	0.48	0.64
10.0-15.0	256.6	30.4	55.9	0.76	1.40
15.0-20.0	249.5	41.1	97.0	1.03	2.42
20.0-25.0	252.5	53.0	150.0	1.32	3.75
25.0-30.0	258.3	65.4	215.4	1.63	5.38
30.0-35.0	269.5	79.4	294.7	1.98	7.36
35.0-40.0	284.1	94.8	389.5	2.37	9.73
40.0-45.0	294.8	109.2	498.7	2.73	12.46
45.0-50.0	299.4	121.0	619.7	3.02	15.48
50.0-55.0	299.7	130.3	750.0	3.26	18.74
55.0-60.0	299.2	138.3	888.3	3.46	22.19
60.0-65.0	298.5	145.1	1033.4	3.63	25.82
65.0-70.0	296.2	150.0	1183.5	3.75	29.57
70.0-75.0	295.5	154.5	1338.0	3.86	33.43
75.0-80.0	320.3	171.4	1509.4	4.28	37.71
80.0-85.0	354.1	192.4	1701.8	4.81	42.52
85.0-90.0	346.9	189.9	1891.8	4.75	47.26
90.0-95.0	315.5	172.7	2064.5	4.32	51.58
95.0-100.0	312.6	169.9	2234.4	4.24	55.82
100.0-105.0	330.9	177.1	2411.4	4.42	60.25
105.0-110.0	333.3	174.3	2585.7	4.35	64.60
110.0-115.0	331.4	167.8	2753.5	4.19	68.79
115.0-120.0	339.2	164.9	2918.4	4.12	72.91
120.0-125.0	351.2	162.4	3080.8	4.06	76.97
125.0-130.0	361.3	157.1	3237.9	3.93	80.89
130.0-135.0	365.2	147.6	3385.5	3.69	84.58
135.0-140.0	365.7	135.4	3520.9	3.38	87.97
140.0-145.0	364.5	121.6	3642.6	3.04	91.00
145.0-150.0	354.6	104.4	3747.0	2.61	93.61
150.0-155.0	334.1	84.6	3831.6	2.11	95.73
155.0-160.0	310.2	65.1	3896.7	1.63	97.35
160.0-165.0	290.1	47.8	3944.5	1.19	98.55
165.0-170.0	285.3	33.8	3978.3	0.85	99.39
170.0-175.0	291.2	20.8	3999.2	0.52	99.91
175.0-180.0	146.9	3.5	4002.7	0.09	100.00

C Plane (°):0.0-360.0: 22.5  
 Test Lab: Bacl  
 Test Type: TYPE C  
 Temperature: 24.4 'C  
 Operator: KOBE

Gamma Plane (°):0.0-180.0:5.0  
 Test Device: GPM-3000  
 Distance: 14.073 m  
 Humidity: 48  
 Inspector:

## Candlepower Table

Unit: cd

G\C	C0.0	C22.5	C45.0	C67.5	C90.0	C112.5	C135.0	C157.5	C180.0	C202.5
G0.0	264.8	264.8	264.8	264.8	264.8	264.8	264.8	264.8	264.8	264.8
G5.0	263.8	270.7	284.8	295.1	298.6	295.9	286.8	273.7	264.0	259.1
G10.0	260.3	284.3	316.7	339.3	347.4	339.9	318.3	287.2	260.7	249.1
G15.0	254.6	296.5	347.0	382.6	395.9	383.8	348.3	300.1	255.1	231.3
G20.0	246.4	307.2	376.5	425.4	443.4	425.8	377.0	310.4	247.3	201.2
G25.0	236.3	314.5	402.4	465.4	490.8	466.2	402.5	317.4	237.0	147.5
G30.0	224.0	320.0	427.3	502.9	534.4	503.4	426.0	322.3	224.5	95.0
G35.0	210.0	323.3	448.6	537.3	574.6	538.0	447.1	325.2	210.4	77.2
G40.0	193.9	323.9	466.6	568.1	611.0	569.3	464.6	324.5	194.5	72.8
G45.0	176.5	321.9	481.2	593.4	639.8	594.3	478.0	322.6	177.1	71.0
G50.0	157.6	318.1	491.3	615.9	666.2	616.1	488.9	316.8	158.6	70.3
G55.0	138.5	311.5	497.7	632.5	687.1	632.3	496.1	309.3	138.2	74.2
G60.0	118.3	302.0	499.8	643.7	702.1	643.1	499.1	299.0	117.7	92.6
G65.0	97.2	290.7	498.0	650.5	711.2	649.0	498.1	287.1	96.4	92.1
G70.0	76.0	277.8	493.2	651.7	715.0	649.6	492.4	272.5	75.0	79.0
G75.0	55.1	262.3	484.0	648.9	713.0	647.0	483.7	256.2	53.8	84.8
G80.0	34.7	245.5	472.5	640.8	707.6	638.2	470.5	238.2	32.9	96.9
G85.0	15.3	228.0	459.3	629.3	697.2	626.5	455.6	220.5	13.5	154.0
G90.0	2.2	217.4	452.8	624.7	694.2	621.2	447.8	209.8	2.7	100.4
G95.0	22.3	239.3	475.0	644.9	713.8	640.7	469.4	230.9	24.5	116.5
G100.0	49.6	266.9	499.7	667.2	735.2	660.6	493.3	257.4	51.5	93.3
G105.0	78.5	293.1	520.0	684.9	748.4	677.3	513.4	283.0	80.9	84.5
G110.0	107.6	317.6	537.1	696.6	758.5	688.9	529.8	307.2	109.6	99.6
G115.0	137.1	339.5	550.7	702.7	762.3	694.9	542.8	329.2	139.2	120.7
G120.0	164.5	359.4	559.9	704.8	759.2	696.5	552.0	349.0	168.2	142.6
G125.0	192.2	376.9	565.0	700.8	751.7	692.5	557.1	365.7	195.1	165.6
G130.0	209.3	391.7	565.1	691.8	738.3	682.7	557.5	380.1	211.6	155.3
G135.0	222.6	403.4	561.5	676.8	719.9	668.0	553.6	391.0	225.8	118.3
G140.0	227.6	412.4	554.2	657.1	695.1	648.3	545.2	398.4	230.6	105.0
G145.0	229.3	418.2	542.2	633.3	665.8	623.9	532.7	384.8	232.3	101.7
G150.0	228.5	421.0	527.1	603.8	630.5	594.7	507.3	367.7	232.5	101.0
G155.0	230.8	420.3	507.3	570.7	592.6	561.4	461.2	358.3	236.8	132.6
G160.0	244.4	415.1	485.0	533.6	551.5	519.8	413.8	333.0	260.0	193.4
G165.0	253.5	379.9	458.8	494.3	507.6	454.7	370.0	316.7	262.8	234.1
G170.0	279.5	357.6	391.8	451.3	459.9	360.2	337.2	307.7	282.6	263.5
G175.0	309.5	332.9	345.6	347.0	401.3	279.9	318.5	317.7	306.9	300.6
G180.0	0.0	0.0	0.0	0.0	0.0	0.0	0.0	0.0	0.0	0.0

C Plane (°):0.0-360.0: 22.5  
 Test Lab: Bacl  
 Test Type: TYPE C  
 Temperature: 24.4 'C  
 Operator: KOBE

Gamma Plane (°):0.0-180.0:5.0  
 Test Device: GPM-3000  
 Distance: 14.073 m  
 Humidity: 48  
 Inspector:

## Candlepower Table (Continue 1)

Unit: cd

G\C	C225.0	C247.5	C270.0	C292.5	C315.0	C337.5	C360.0			
G0.0	264.8	264.8	264.8	264.8	264.8	264.8	264.8			
G5.0	253.0	247.7	247.1	247.9	252.7	259.2	263.8			
G10.0	223.6	183.1	165.2	183.5	222.6	247.8	260.3			
G15.0	139.9	96.1	91.2	92.0	137.5	230.2	254.6			
G20.0	90.3	90.1	95.7	84.9	79.4	199.4	246.4			
G25.0	83.2	99.7	109.1	94.5	70.6	143.7	236.3			
G30.0	86.1	116.7	137.0	110.7	74.7	81.1	224.0			
G35.0	95.0	159.2	194.0	155.2	83.6	58.5	210.0			
G40.0	114.9	193.4	208.7	190.3	103.9	52.9	193.9			
G45.0	151.5	189.0	200.3	186.4	143.3	52.8	176.5			
G50.0	153.8	178.1	190.8	175.9	149.4	54.4	157.6			
G55.0	142.7	171.8	188.6	168.3	138.5	59.4	138.5			
G60.0	132.6	172.8	188.9	169.1	127.6	80.1	118.3			
G65.0	135.2	176.2	193.7	172.1	129.1	87.0	97.2			
G70.0	141.1	190.6	211.1	183.5	132.9	74.5	76.0			
G75.0	154.9	221.6	245.2	211.0	141.5	78.2	55.1			
G80.0	193.6	469.5	532.7	463.6	189.3	82.6	34.7			
G85.0	344.1	482.3	548.2	473.6	328.9	145.6	15.3			
G90.0	275.3	406.1	470.0	400.9	261.7	90.5	2.2			
G95.0	197.3	245.9	269.4	236.2	176.2	114.8	22.3			
G100.0	236.6	285.1	304.0	272.5	223.8	88.6	49.6			
G105.0	189.3	313.5	357.6	308.5	187.6	83.1	78.5			
G110.0	140.3	231.7	271.7	232.0	136.8	97.6	107.6			
G115.0	148.0	183.9	239.5	185.7	145.9	118.5	137.1			
G120.0	162.8	193.0	208.9	191.0	161.9	141.3	164.5			
G125.0	180.3	208.0	222.8	207.0	180.4	163.4	192.2			
G130.0	200.4	225.8	239.9	224.9	200.1	162.3	209.3			
G135.0	219.7	244.1	257.4	243.3	220.3	123.0	222.6			
G140.0	238.8	262.1	274.5	260.7	239.5	105.4	227.6			
G145.0	244.7	278.6	291.0	277.7	254.0	100.6	229.3			
G150.0	151.6	293.2	306.3	293.0	179.6	98.9	228.5			
G155.0	117.0	215.5	278.7	228.7	127.6	114.6	230.8			
G160.0	100.9	111.8	165.5	146.6	110.4	187.3	244.4			
G165.0	118.6	81.4	126.8	120.6	115.2	215.5	253.5			
G170.0	223.8	127.9	150.7	174.0	209.1	242.2	279.5			
G175.0	282.6	238.5	165.6	216.1	257.1	280.2	309.5			
G180.0	0.0	0.0	0.0	0.0	0.0	0.0	0.0			

C Plane (°):0.0-360.0: 22.5  
 Test Lab: Bacl  
 Test Type: TYPE C  
 Temperature: 24.4 'C  
 Operator: KOBE

Gamma Plane (°):0.0-180.0:5.0  
 Test Device: GPM-3000  
 Distance: 14.073 m  
 Humidity: 48  
 Inspector: