



LOCATION		DATE
PREPARED BY		QUANTITY
COMMENTS		FIXTURE TYPE
CATALOG NUMBER		



Glacier LED Vanity GLCV Series

Features

Decorative vanity with clear ice glass diffusers. Ideal use for general lighting in indoor residential, commercial, and hospitality applications. Mount to a standard junction box (not included).

Construction

Fabricated metal housing. Power supply connections must be made inside a junction box (not included).

Finish

Polished Chrome backplate and accents.

Diffuser

Clear ice glass diffuser.

Electrical

Input 120 VAC 60 Hz.
Compatible with residential TRIAC and ELV dimmers.

LED

Integrated LED modules capable of producing:
27W = 2700 source lumens, 2403 delivered lumens
38W = 3800 source lumens, 3184 delivered lumens
3000K (CCT), 90 CRI. Rated for 50,000 hrs. LED life.

Certification


All fixtures are cETLus listed for indoor damp locations.
ADA

Warranty

Limited warranty: This fixture is free from defects in materials and workmanship for a period of 5 year from date of purchase.

Specifications and dimensions
subject to change without notice.

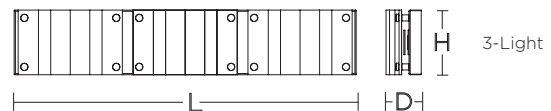
**Limited Quantities Remain.
Consult Factory.**



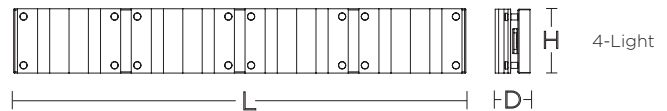
4-Light



3-Light



3-Light



4-Light

Ordering Information:

Polished Chrome	LED	Source Lumens	Delivered Lumens	CCT	L	H	D
GLCV220524L30D1PC (3-Light)	27W	2700	2403	3000K	22"	4-1/8"	2-3/16"
GLCV310532L30D1PC (4-Light)	38W	3800	3184	3000K	29-3/8"	4-1/8"	2-3/16"