

CLASSIQUE FLUSH

Brushed Nickel
Custom Fabric



CONSTRUCTION:

- Fabric shade
- White acrylic bottom diffuser with finial

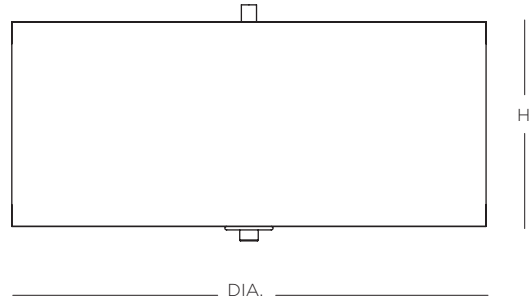
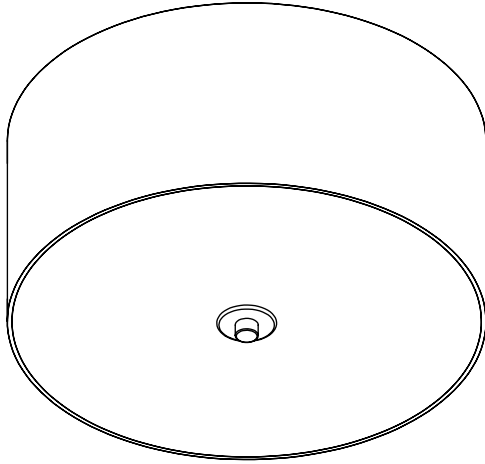
ELECTRICAL:

- 120V medium base sockets
- Integrated LED option (50,000 Hrs., 90 CRI, CCT 3000K)

CERTIFICATION:

- cULus Listed (medium base)
- ETL Listed (LED)

CLASSIQUE FLUSH




Specifications			Medium Base	Integrated LED	
Size	DIA.	H	Sockets	Source Lumens	Wattage
O1	14"	6"	1 x 75W max	1400	19W
O2	16"	8"	2 x 60W max	2400	30W

Ordering

Model	Size	Lamping	- Finish	- Fabric
SCLQF	O1 = 14" O2 = 16"	MB Medium Base Socket L1 LED (120V TRIAC Dimming) L2 LED (120-277V 0-10V Dimming)	BN Brushed Nickel RB Hand-Rubbed Bronze	301 Beige Linen 302 Oatmeal Linen 303 White Linen 304 Black Linen

Example: SCLQF02L1-303

Finish Options



BN
Brushed Nickel

RB
Hand-Rubbed
Bronze

Fabric Options



301
Beige Linen

302
Oatmeal Linen

303
White Linen

304
Black Linen

All specifications and dimensions subject to change without notice.